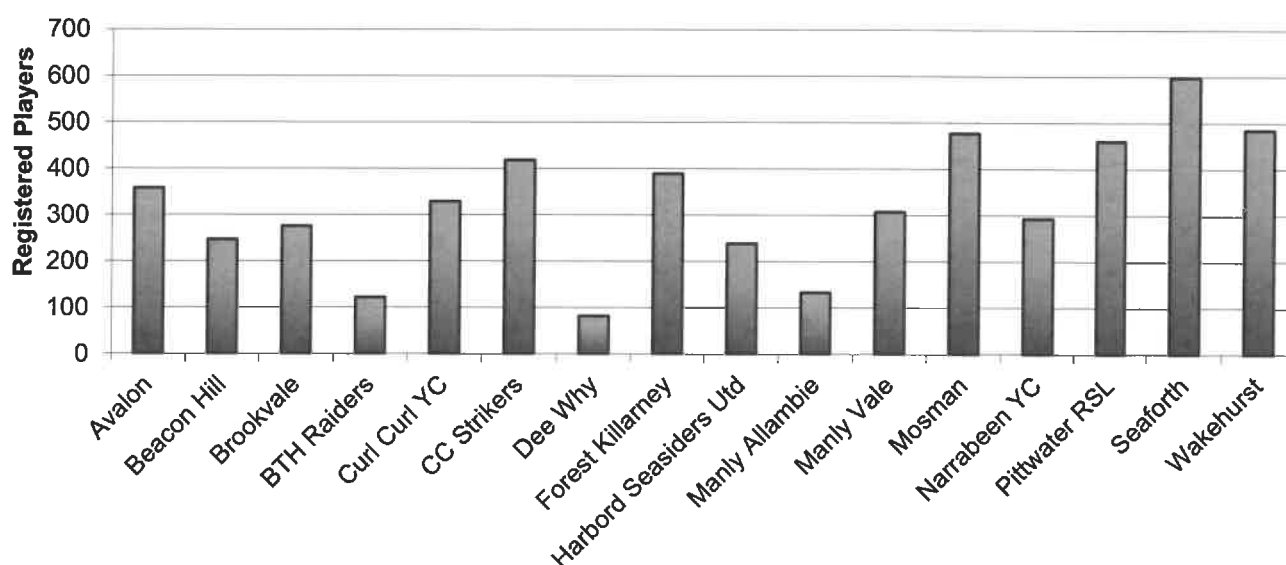


## REGISTRARS' REPORT 2016

### Juniors – U6 to U9

Club	U6		U7		U8		W-U8		U9		W-U9		Total	
	P	T	P	T	P	T	P	T	P	T	P	T	P	T
Avalon	96	8	84	7	80	8	9	1	78	8	10	1	357	33
Beacon Hill	59	5	51	4	51	5			65	7	20	2	246	23
Brookvale	74	6	69	6	61	6	11	1	49	5	11	1	275	25
BTH Raiders	32	3	24	2	27	3			28	3	10	1	121	12
Curl Curl YC	88	8	63	6	95	10	18	2	64	7			328	33
CC Strikers	120	12	100	10	98	10	22	2	69	7	9	1	418	42
Dee Why	19	2	23	2	10	1			29	3			81	8
Forest Killarney	95	8	85	7	108	10			79	8	22	2	389	35
Harbord Seaside Utd	49	4	45	4	68	7	10	1	45	5	21	2	238	23
Manly Allambie	24	2	35	3	45	5			28	3			132	13
Manly Vale	79	7	71	6	49	5	28	3	49	5	31	3	307	29
Mosman	96	8	154	13	96	10	18	2	91	9	21	2	476	44
Narrabeen YC	72	6	60	5	78	8	18	2	64	7			292	28
Pittwater RSL	97	8	105	9	100	10	49	5	91	10	18	2	460	44
Seaford	158	13	162	14	122	12	28	3	120	12	8	1	598	55
Wakehurst	152	13	135	12	82	8			106	10	9	1	484	44
<b>Total Players</b>	<b>1310</b>		<b>1266</b>		<b>1170</b>		<b>211</b>		<b>1055</b>		<b>190</b>		<b>5202</b>	
<b>Total Teams</b>		<b>113</b>		<b>110</b>		<b>118</b>		<b>22</b>		<b>109</b>		<b>20</b>		<b>491</b>

**Total number of Junior Players (U6-U9)  
registered per club in 2016**

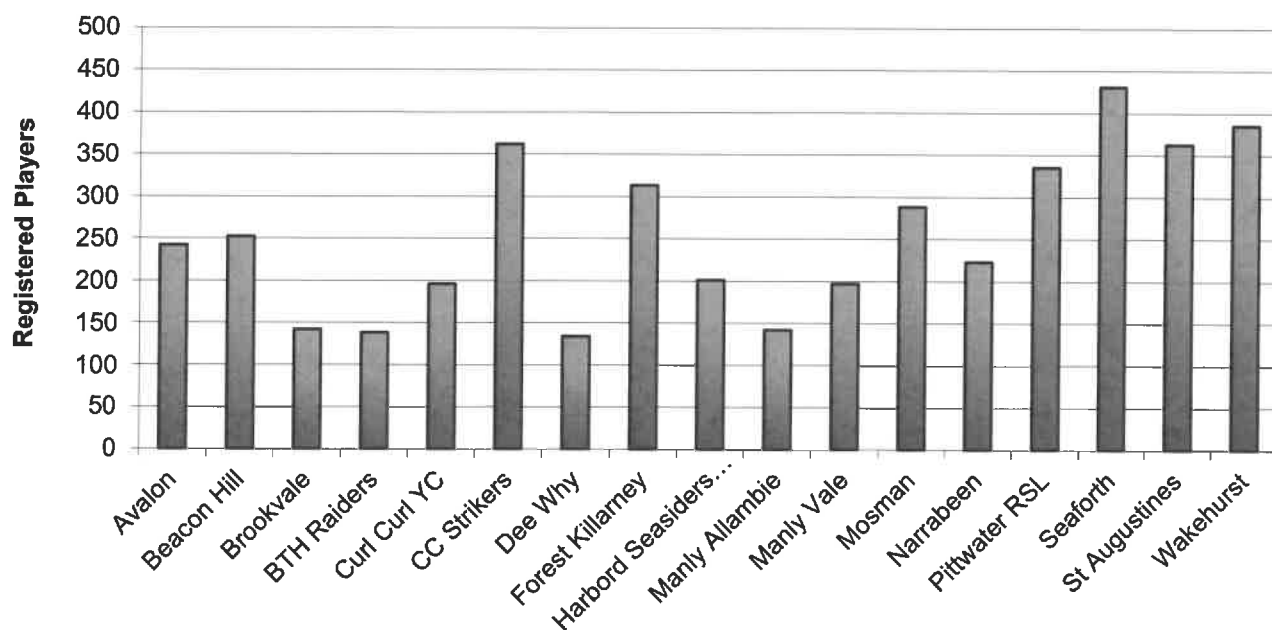


## REGISTRARS' REPORT 2016

### Youth – U10 to U16

Club	U10		U11		U12		U13		U14		U15		U16		Total	
	P	T	P	T	P	T	P	T	P	T	P	T	P	T	P	T
Avalon	54	5	46	4	32	2	31	2	28	2	16	1	35	2	242	18
Beacon Hill	55	5	50	4	16	1	58	4	29	2	15	1	29	2	252	19
Brookvale	34	3	34	3	29	2	29	2	16	1					142	11
BTH Raiders	35	3	33	3	28	2	12	1			30	2			138	11
Curl Curl YC	62	5	24	2	47	3			30	2	33	2			196	14
CC Strikers	83	7	61	5	56	4	44	3	43	3	30	2	45	3	362	27
Dee Why	12	1	17	2	31	2	14	1			43	3	17	1	134	10
Forest Killarney	59	5	52	4	47	3	77	5	14	1	35	2	29	2	313	22
Harbord Seaside's Utd	42	4	54	5	29	2	15	1	16	1	15	1	30	2	201	16
Manly Allambie	47	4	22	2	30	2							43	3	142	11
Manly Vale	46	4	45	4	30	2	14	1	47	3			15	1	197	15
Mosman	82	7	46	4	56	4	41	3	32	2	15	1	16	1	288	22
Narrabeen	60	5	46	4	47	3	30	2			40	3			223	17
Pittwater RSL	45	4	81	7	46	3	52	4	43	3	43	3	25	2	335	26
Seaforth	127	11	71	6	87	6	29	2	43	3	44	3	30	2	431	33
St Augustines			25	2	27	2	80	6	59	4	88	6	84	6	363	26
Wakehurst	73	6	56	5	70	5	47	3	48	3	45	3	46	3	385	28
<b>Total Players</b>	<b>916</b>		<b>763</b>		<b>708</b>		<b>573</b>		<b>448</b>		<b>492</b>		<b>444</b>		<b>4344</b>	
<b>Total Teams</b>		<b>79</b>		<b>66</b>		<b>48</b>		<b>40</b>		<b>30</b>		<b>33</b>		<b>30</b>		<b>326</b>

Total number of Junior & Youth Players (U10-U16)  
registered per club in 2016

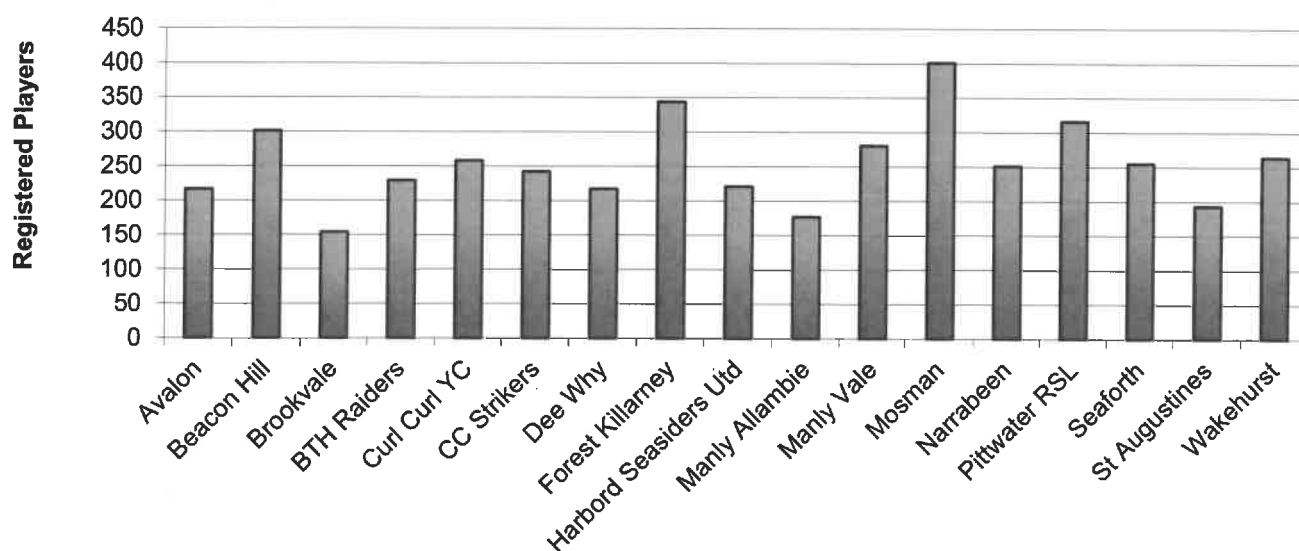


## REGISTRARS' REPORT

### Senior Men

Club	U18		U21		AL		O35		O45		PL		Total	
	P	T	P	T	P	T	P	T	P	T	P	T	P	T
Avalon	31	2			66	4	82	4	37	2			216	12
Beacon Hill	74	5			48	3	140	8	39	2			301	18
Brookvale	16	1			54	3	25	1	22	1	37	2	154	8
BTH Raiders	47	3			108	6	37	2	37	2			229	13
Curl Curl YC	32	2			106	6	120	6					258	14
CC Strikers					133	8	109	6					242	14
Dee Why	15	1			142	9	22	1			38	2	217	13
Forest Killarney	49	3			163	9	114	6	18	1			344	19
Harbord Seaside Utd	15	1			167	10	39	2					221	13
Manly Allambie					70	4	35	2	38	2	34	2	177	10
Manly Vale	62	4			93	6	71	4	19	1	35	2	280	17
Mosman	23	1			193	11	152	7			33	2	401	21
Narrabeen	44	3			62	4	70	4	38	2	37	2	251	15
Pittwater RSL	48	3			159	11	58	3	17	1	34	2	316	20
Seaforth	47	3			91	5	60	3	16	1	41	2	255	14
St Augustines	93	6			65	4					35	2	193	12
Wakehurst	48	3			68	4	113	6			35	2	264	15
<b>Total Players</b>	<b>644</b>		<b>0</b>		<b>1788</b>		<b>1247</b>		<b>281</b>		<b>359</b>		<b>4319</b>	
<b>Total Teams</b>		<b>41</b>		<b>0</b>		<b>107</b>		<b>65</b>		<b>15</b>		<b>20</b>		<b>248</b>

**Total number of Senior Players (U18-All Age)  
registered per club in 2016**

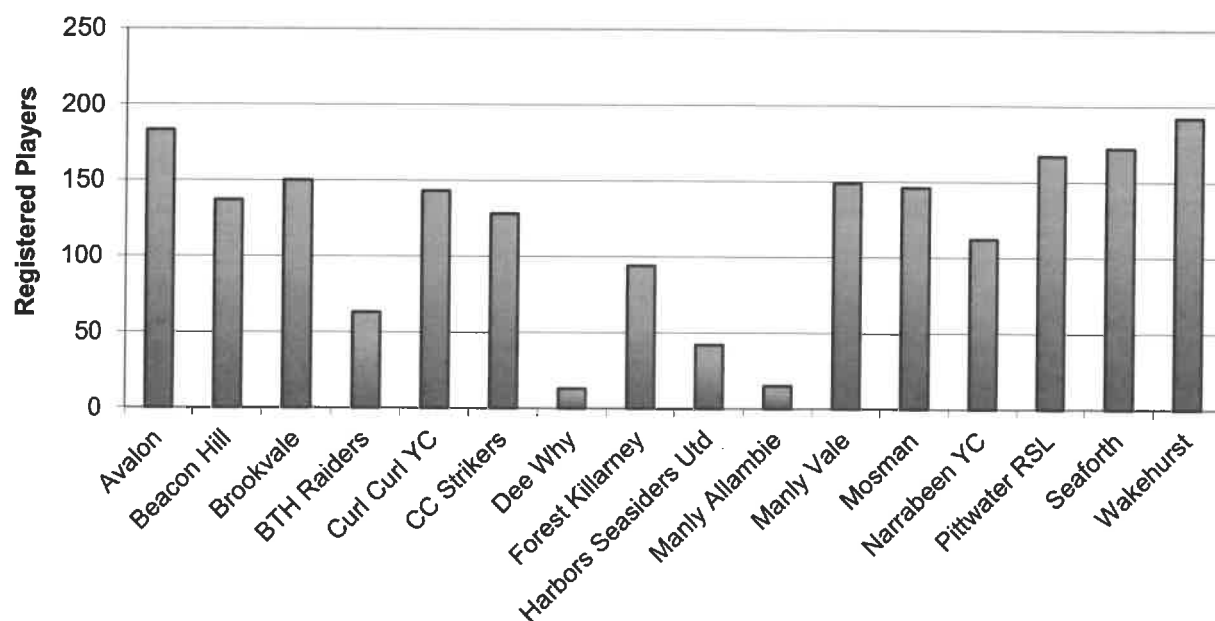


## REGISTRARS' REPORT

### Junior Women

Club	W-U10		W-U11		W-U12		W-U13		W-U14		W-U15		W-U16		Total	
	P	T	P	T	P	T	P	T	P	T	P	T	P	T	P	T
Avalon	23	2	21	2	32	2	16	1	43	3	35	3	13	1	183	14
Beacon Hill	23	2	20	2	25	2	11	1	14	1	30	2	14	1	137	11
Brookvale	24	2	35	3	45	3			16	1	15	1	15	1	150	11
BTH Raiders					25	2			13	1	13	1	12	1	63	5
Curl Curl YC	13	1	25	2	30	2	31	2	14	1	16	1	14	1	143	10
CC Strikers	24	2	23	2	26	2	13	1	15	1	14	1	13	1	128	10
Dee Why	13	1													13	1
Forest Killarney	13	1	12	1	13	1	24	2					32	2	94	7
Harbors Seaside Utd	12	1			15	1			15	1					42	3
Manly Allambie											15	1			15	1
Manly Vale	23	2	21	2	25	2	43	3	10	1	27	2			149	12
Mosman	23	2	25	2	43	3	13	1	13	1			29	2	146	11
Narrabeen YC	13	1	25	2	14	1	30	2			30	2			112	8
Pittwater RSL	25	2	24	2	14	1	27	2	30	2	31	2	16	1	167	12
Seaforth	24	2	13	1	29	2	41	3	24	2			41	3	172	13
Wakehurst	35	3	13	1	29	2	42	3	13	1	31	2	29	2	192	14
<b>Total Players</b>	<b>288</b>		<b>257</b>		<b>365</b>		<b>291</b>		<b>220</b>		<b>257</b>		<b>228</b>		<b>1906</b>	
<b>Total Teams</b>		<b>24</b>		<b>22</b>		<b>26</b>		<b>21</b>		<b>16</b>		<b>18</b>		<b>16</b>		<b>143</b>

**Total number of Junior Womens Players (W10-W16)  
registered per club in 2016**

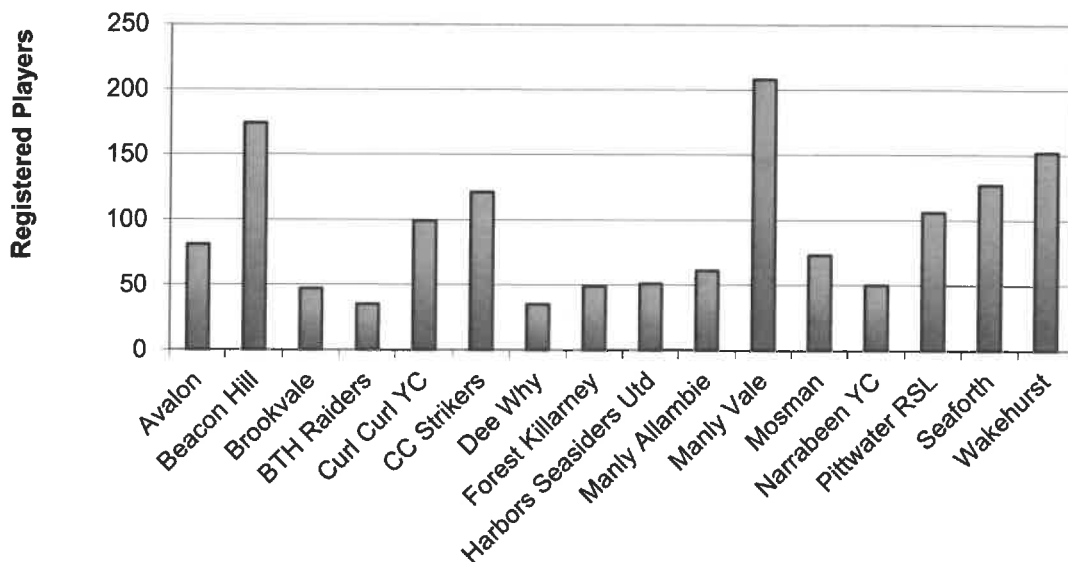


## REGISTRARS' REPORT

### Senior Women

Club	W-U18		W-AL		W-O35		W-PL		Total	
	P	T	P	T	P	T	P	T	P	T
Avalon	17	1	34	2			30	2	81	5
Beacon Hill	28	2	47	3	67	4	32	2	174	11
Brookvale			15	1			32	2	47	3
BTH Raiders			18	1	17	1			35	2
Curl Curl YC	27	1	35	2	37	2			99	5
CC Strikers	13	2	108	7					121	9
Dee Why			35	2					35	2
Forest Killarney	17	1	15	1	17	1			49	3
Harbors Seaside's Utd			51	3					51	3
Manly Allambie	13	1	29	2	19	1			61	4
Manly Vale	54	4	32	2	72	4	50	4	208	14
Mosman			56	3	17	1			73	4
Narrabeen YC	17	1			33	2			50	3
Pittwater RSL	16	1	54	3	36	2			106	6
Seaforth	27	2	49	3	17	1	34	2	127	8
Wakehurst	29	2	58	4	33	2	32	2	152	10
<b>Total Players</b>	<b>258</b>		<b>636</b>		<b>365</b>		<b>210</b>		<b>1469</b>	
<b>Total Teams</b>		<b>18</b>		<b>39</b>		<b>21</b>		<b>14</b>		<b>92</b>

**Total number of Senior Womens Players  
(W18-WAll Age) registered per club in 2016**



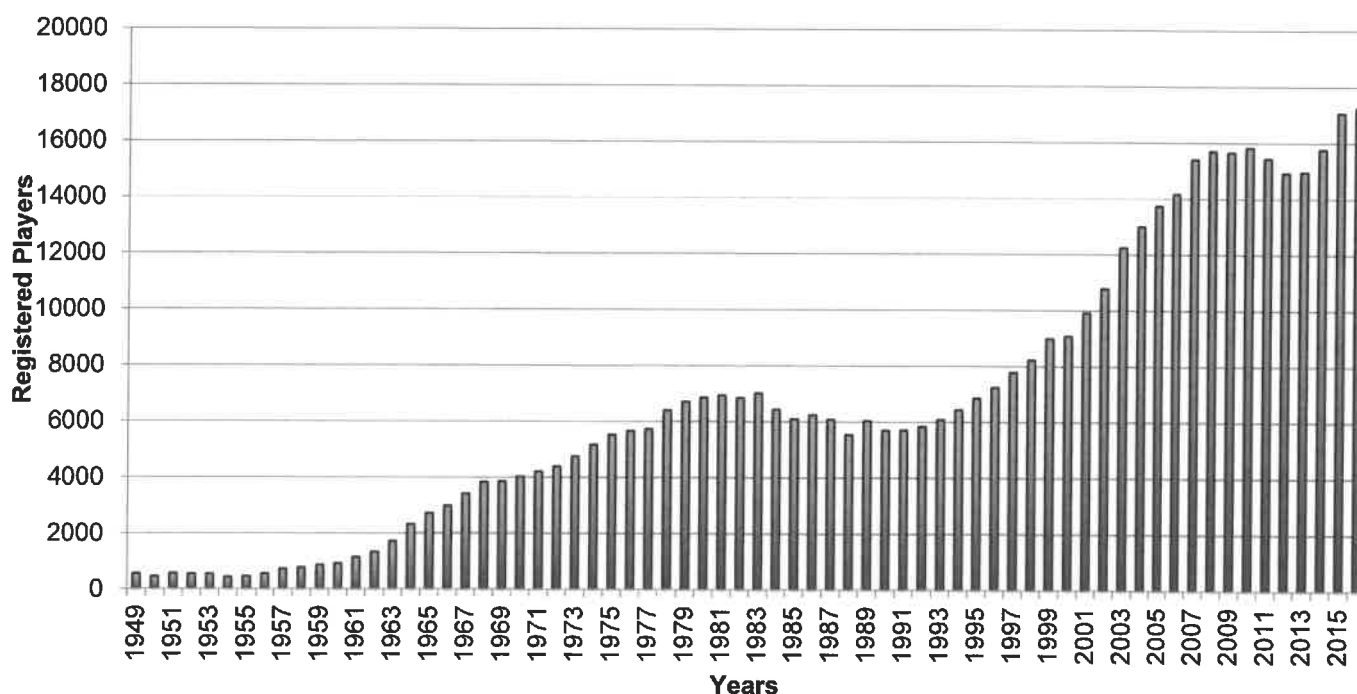
**Note:** There were a total of 79 Dual Registered women playing in 2016. These women are included in the Mixed Junior/Youth and Senior Men's numbers.

## MWFA GROWTH SINCE 1947

A comparison of the total number of players and teams since the formation of the MWFA is shown below.

Year	Teams	Players	Year	Teams	Players	Year	Teams	Players
1947			1948			1949	31	553
1950	31	446	1951	33	556	1952	30	536
1953	31	536	1954	26	428	1955	29	445
1956	35	550	1957	43	719	1958	51	764
1959	55	853	1960	62	911	1961	79	1147
1962	100	1328	1963	135	1708	1964	168	2314
1965	201	2708	1966	231	2977	1967	257	3412
1968	282	3826	1969	285	3855	1970	289	4025
1971	315	4203	1972	331	4386	1973	351	4745
1974	381	5174	1975	405	5523	1976	446	5656
1977	486	5735	1978	541	6399	1979	572	6714
1980	587	6856	1981	580	6941	1982	564	6851
1983	569	7013	1984	564	6439	1985	637	6089
1986	548	6238	1987	530	6081	1988	532	5531
1989	521	6035	1990	491	5694	1991	496	5712
1992	509	5830	1993	520	6082	1994	557	6430
1995	580	6850	1996	610*	7233	1997	633	7778
1998	684	8221	1999	731	8988	2000	762	9071
2001	803	9905	2002	874	10774	2003	872	12236
2004	1029	12989	2005	1053	13733	2006	1115	14167
2007	1190	15398	2008	1246	15689	2009	1191	15642
2010	1150	15814	2011	1124	15427	2012	1086	14917
2013	1111	14948	2014	1173	15757	2015	1281	17057
2016	1300	17240						

Registered Players in the MWFA since 1947



### Registrations Numbers since the Formation of the Manly Warringah Football Association

Year	6	7	8	9	10	11	12	13	14	15	16	17	18	19	21	PL	AL	O35	O45	W10	W11	W12	W13	W14	W15	W16	W17	W18	WPL	WAL	WO35	Total
1947																															0	
1948																															0	
1949																															553	
1950							125				89		89				143														446	
1951							104		104		122		104				122														556	
1952							125		89		89		72				161														536	
1953																															536	
1954																															428	
1955					59		60		61		83						182														445	
1956																															550	
1957																															719	
1958					163		164		128		81						228														764	
1959					174		208		126		88						257														853	
1960			123		156		193		171		80						188														911	
1961			169		228		230		215		79						226														1147	
1962			241		315		251		214			145					162														1328	
1963			399	207	215	174	185	130	98		102		57				141														1708	
1964		265	292	287	258	283	213	137	135		174		42				228														2314	
1965		354	327	371	307	248	93	196	144	87							381														2708	
1966		338	391	380	349	345	248	255	183	134							354														2977	
1967		389	382	451	429	369	313	235	238	150							456														3412	
1968		433	430	413	479	434	341	284	217	157							638														3826	
1969		427	401	470	416	422	377	304	195	149							694														3855	
1970		387	503	438	465	366	389	288	277	136							776														4025	
1971		475	468	538	481	458	359	364	260	220							580														4203	
1972		486	449	498	529	440	378	298	338	256							714														4386	

Year	6	7	8	9	10	11	12	13	14	15	16	17	18	19	21	PL	AL	O35	O45	W10	W11	W12	W13	W14	W15	W16	W17	W18	WPL	WAL	WO35	Total
1973		421	481	528	529	496	435	376	230	284		239					726															4745
1974		458	483	530	527	520	530	373	343	200	192		196				822															5174
1975		474	502	521	552	504	486	444	319	342	175		230				974															5523
1976		500	542	524	502	515	483	429	366	293	248		231				348	675														5656
1977		602	548	550	530	469	469	412	296	295	219		329				296	720														5735
1978		676	688	645	567	503	455	413	334	259	274		319				317	949														6399
1979		689	753	742	674	560	453	389	305	277	171		321				365	1015														6714
1980		672	766	780	680	586	501	404	315	226	207		265				375	1079														6856
1981		565	764	760	723	618	496	417	298	273	176		209				369	1273														6941
1982		537	642	757	718	624	548	387	339	240	171		180				378	1330														6851
1983		519	605	699	651	616	575	442	317	307	179		190				384	1529														7013
1984		469	599	573	641	527	480	391	343	273	196			298			377	1272														6439
1985		512	545	606	563	495	454	323	322	307		284		120			385	1173														6089
1986		478	585	533	487	513	405	340	295	221	185		219				393	1264				87		65					168		6238	
1987		547	547	576	574	409	421	323	220	272	138		201				386	1237						87					143		6081	
1988		556	545	527	479	404	299	257	246	119	183		202				391	1119						82					122		5531	
1989	605	620	583	548	434	376	344	205	206	176	145		164				401	1103											125		6035	
1990	571	609	535	516	459	321	275	224	131	178	116		186				395	1001											177		5694	
1991	645	602	599	491	440	382	254	159	190	74	158		145				394	1083											96		5712	
1992	670	567	598	541	397	366	267	177	132	157	94		127				379	1202											156		5830	
1993	735	624	578	545	449	368	324	199	137	127	144		116				412	1133											191		6082	
1994	765	705	623	584	469	403	296	219	223	133	112		165				379	1124											230		6430	
1995	548	684	656	590	515	436	352	282	194	199	150		193				410	1304								108			229		6850	
1996	616	654	704	554	475	451	348	263	164	196	204		172				411	1334					85		130				265		7233	
1997	642	787	731	675	545	423	383	236	256	191	149		217				410	1331					171		142				341		7778	
1998	734	832	848	687	604	456	333	316	226	253	210		252				393	1305					203		168				401		8221	
1999	781	962	881	805	611	523	451	295	276	229	219		193				430	1426					251		188				467		8988	



Year	6	7	8	9	10	11	12	13	14	15	16	17	18	19	21	PL	AL	O35	O45	W8	W9	W10	W11	W12	W13	W14	W15	W16	W17	W18	WPL	WAL	WO35	Total
2000	780	892	941	746	652	495	436	336	246	234	237	243				428	1478									185		208				534		9071
2001	913	958	951	785	623	538	413	355	301	230	218	239				418	1826							116		176		227				618		9905
2002	1004	1021	969	775	654	526	405	344	356	302	205	258				423	2148							207		207		206			151	613		10774
2003	1143	1181	1030	915	705	533	477	333	352	346	387	310				379	1758	588						270		354		206		161	104	571	133	12236
2004	1176	1177	1157	847	731	550	458	345	338	274	296	318				391	1939	777			139		327		333		283		195		757	181	12989	
2005	1192	1201	1112	854	772	568	542	390	411	275	256	388				456	1968	820			218		372		430		283		200		795	230	13733	
2006	1331	1188	1152	851	686	558	516	411	393	324	266	348				426	1963	1130			271		519				462		188		914	270	14167	
2007	1441	1292	1208	905	675	590	518	435	398	369	294	366	100			410	2026	1028			359		539		586		491		205	175	739	249	15398	
2008	1300	1270	1166	906	716	594	544	447	402	424	342	391	151			411	2078	1122			312	220	285		551		473		282	833	294	175	15689	
2009	1306	1215	1167	898	732	578	503	392	423	311	373	406	185			350	2055	1183	99		286	253	239	230	299		515		347	183	762	352	15642	
2010	1417	1200	1177	899	756	631	538	407	386	325	297	462	161			345	2033	1253	107		274	221	309	212	244		503		262	245	726	424	15814	
2011	1284	1191	1187	858	699	645	563	476	377	308	335	408	139			356	1997	1217	114		276	236	232	262	269		420		318	233	630	397	15427	
2012	1297	1175	1117	906	662	579	557	450	433	297	294	402				354	1960	1352			247	251	244	215	258		386		292	215	600	374	14917	
2013	1227	1184	1104	865	742	565	515	437	442	408	297	457				350	1841	1381			270	239	270	244	236		451		198	221	649	355	14948	
2014	1312	1277	1210	921	803	689	552	447	443	418	445	437				353	1777	1407			322	273	250	258	254		445		220	333	524	387	15757	
2015	1337	1343	1371	1088	844	744	685	473	478	493	447	576				365	1878	1381	145		300	342	300	229	299		428		268	277	603	363	17057	
2016	1310	1266	1170	1055	916	763	708	573	448	492	444	644				359	1788	1247	281	211	190	288	257	365	291	220	257	228		258	210	636	365	17240



**Peter Auld**  
Registrar



**Michele Edwards**  
Registrar



**Dilys Graham**  
Registrar

## JUDICIARY REPORT

Thanks to the Judiciary panel members for their wisdom and attendance each Wednesday night during the season namely David Wilson, Don Gale, Cass Greco, and Richard Wright, also thanks to the referee's representatives who helped during the meetings.

We had a minimal number of challenges this season, and only a couple of appeals. The MWFA are bringing the Judiciary rules in line with FNSW rules and this is helping to eliminate any loopholes etc.

It is still apparent that the majority of serious offences are in the R6 category i.e. Foul and Abusive Language both towards match officials and towards players. This has been the case for many years and we are at a loss as to how to stamp this out. Maybe the Referees will have to take a firmer approach to bad language and the judiciary will have to hand out longer suspensions.



There is now a Special Purposes Tribunal (SPT) established to handle cases that do not come under the jurisdiction of the judiciary for example offences by Spectators, Coaches and Managers or Clubs. The SPT will recommend any sanctions to the MWFA EC to apply.

If anyone out there in club land would like to join the judiciary panel they are most welcome, the current panel if re-elected at the AGM would benefit from having a wider selection of club representation as some times various panel members have to stand down from a case as it involves their club, and the experience you would gain is both enjoyable and interesting.

**Keith Pester,**  
**Judiciary Secretary**

### Total Offences

	2002	2003	2004	2005	2006	2007	2008	2009	2010	2011	2012	2013	2014	2015	2016
Send Offs	57	45	57	58	39	90	188	180	146	106	125	240	195	273	197
Cautions	801	1277	904	1222	924	1134	1309	1083	944	809	1106	1742	1648	2120	2317



### Breakdown of Cautions by Age Group

	2002	2003	2004	2005	2006	2007	2008	2009	2010	2011	2012	2013	2014	2015	2016
PL	286	526	558	663	517	522	458	365	389	351	493	527	465	526	579
AL 1	220	308	131	178	180	308	309	298	251	280	370	473	327	324	325
AL 2	73	240	105	169	123	95	48	42	11	10	40	111	133	106	133
AL 3	40		3	4	2	2	12	25	13	3	7	34	40	26	43
AL 4	3	2	2	0	0	2	10	13	2	0	10	30	32	66	63
AL 5	3	9	0	0	0	6	9	9	1	0	9	33	26	30	18
AL 6	1	2	3	4	0	1	10	10	4	5	2	33	27	49	53
AL 7-10	9	8	2	0	0	6	19	4	6	3	2	17			
O35 1	34	58	25	38	17	47	43		14	0	7	48	34	97	74
O35 2	9	28	7	34	10	8	9	35	16	6	14	17	28		
O35 3	10	6	0	0	1	10	6	15	25	6	6	31	34	60	41
O35 4		4	5	0	2	3	6	14	11	2	2	21	41	50	50
O35 5				3	0	10	12	8	7	2	10	35	25	53	29
O35 6							2	1	4	5	5	22	32	40	57
O35 7								4	5	6	11	19	28	36	25
O35 8											2	11	30	22	21
O45 1								3	11	0				22	10
O45 2															54
U18/W18	55	51	41	88	23	49	170	100	58	52	59	131	123	244	372
U21						16	48	38	23	28					
Women	28	18	10	21		5	33	28	31	13	40	79	49	114	87
Juniors	30	17	12	20	49	44	105	71	62	37	17	70	174	255	283

### Breakdown of Cautions by Age Group and Offence

Cautious Code	Y1	Y2	Y3	Y4	Y5	Y6	Y7	Total
PL	459	71	18	29	2			579
AL 1	278	21	15	9	2			325
AL 2	113	12	2	4	1		1	133
AL 3	38		2	3				43
AL 4	61	1	1					63
AL 5	14	2		1	1			18
AL 6	45	5	1			2		53
O35 1/2	57	7	10					74
O35 3	37	3				1		41
O35 4	42	6	1	1				50
O35 5	26	2	1					29
O35 6	48	3	6					57
O35 7	23				1	1		25
O35 8	16	2	2	1				21
O45 1	10							10
O45 2	52	2						54
U18/W18	291	43	20	16	1		1	372
Women	75	8	1		2		1	87
Juniors	245	24	10	3	1			283
Totals	1930	212	90	67	11	4	3	2317

## Breakdown of Send-Offs by Age Group and Offence

Send-off code	R1	R2	R3	R4	R5	R6	R7	Citation	ID Card Offence	4th YC	7th YC	Total
PL	5	7		2	3	3	21	2		34	3	80
AL 1	3	3			4	6	13			11	1	41
AL 2		2					7					9
AL 3						2						2
AL 4		1					1		1	1		4
AL 5				1	1	1			3			6
AL 6	1						1		6			8
O35 1	1	2							6			9
O35 3							2					2
O35 4		1					1					2
O35 5		1				1			1			3
O35 6		1		1			1		1			4
O35 7		1				1			1			3
O35 8				1			1					2
O45 1							1		1			2
O45 2		3					2			1		6
U18		2		3		4	12	4	2	13		40
Women		1		1		1	1		5			9
Juniors	3	2		1	3	5	4	4	7	4		33
<b>Totals</b>	<b>13</b>	<b>27</b>	<b>0</b>	<b>10</b>	<b>11</b>	<b>24</b>	<b>68</b>	<b>10</b>	<b>34</b>	<b>64</b>	<b>4</b>	<b>265</b>

### Caution Code; Description

Y1 – Is guilty of unsporting behaviour

Y2 – Shows dissent by word or action

Y3 – Persistently infringes the laws of the game

Y4 – Delays the restart of play

Y5 – Failed to respect the required distance when play is restarted with a corner kick, or throw in

Y6 – Enters or re-enters the field of play without the referee's permission

Y7 – Deliberately leave the field of play without the referee's permission

### Send-Off Code Description:

R1 – Is Guilty of Serious Foul Play

R2 – Is Guilty of Violent Conduct

R3 – Spits at an Opponent

R4 – Denies the opposing team a goal or obvious goal scoring opportunity by deliberately handling the ball

R5 – Denies an obvious goal scoring opportunity to an opponent moving towards the players goal by an offence punishable by a free kick or penalty

R6 – Use offensive or insulting language and/or gesture

R7 – Receives a second caution in the same match

## MWFA COMPETITION REPORT

The table below includes teams U12 and above.

Club	Number of Competition Teams	Number of Div1 Teams	Number of B teams	% Division One Teams	Major Premier	C of C teams	Major R/Up	Semi Finalist	% in Semi	KO Winner	KO R/Up	Pennant
Avalon	36	13	2	36%	3	1	3	12	33%	5	4	1
Beacon Hill	47	11	7	23%	8	2	7	19	40%	6	5	
Brookvale	23	8	0	35%	4	1	5	9	39%	4	2	
BTH	26	5	1	19%	3		2	11	42%	4	3	
CC Strikers	43	15	6	35%	8	2	3	19	44%	7	6	
Curl Curl	34	8	5	24%	5		5	13	38%	7	2	
Dee Why	22	4	1	18%	2		4	14	63%	5	3	
Forest Killarney	40	13	3	33%	3	2	4	18	45%	5	2	1
HSU	25	5	1	20%	3		3	12	48%	4	2	
Manly Allambie	20	5	0	25%	1		2	7	35%	3	2	1
Manly Vale	45	18	9	40%	4		3	18	40%	4	3	
Mosman	43	12	8	28%	6		6	19	44%	6	5	2
Narrabeen	32	12	0	38%	4	1	5	15	47%	4	3	
Pittwater	49	20	3	41%	3	1	6	15	31%	3	4	2
Seaforth	48	17	6	35%	6	1	8	20	42%	3	9	1
St Augustines	36	10	12	28%	5		5	16	44%	5	7	1
Wakehurst	52	17	7	33%	7	4	4	27	52%	6	7	
<b>Total</b>	<b>621</b>	<b>193</b>	<b>71</b>	<b>31%</b>	<b>75</b>	<b>15</b>	<b>75</b>	<b>264</b>	<b>43%</b>	<b>81</b>	<b>69</b>	<b>9</b>

The main changes to the competition from 2016 were:

- After much dispute on the top O35 team grading the top O35 division was eventually picked as a nine team competition that split after one round into a 5 team O35-1 and 4 team O35-2, which then played two rounds.
- In the second year of the O45 competition, there was a 7 team O45-1 and 8 team O45-2.
- The U18 age groups were treated as Junior teams in the competition schedule, did not play in the middle week of the school holidays and played a round robin in 8 team competition rather than 21 games..
- The U12 age group was graded into twelve team competitions which then split into groups of six each group going on to a KO semifinal after playing one round.

This year Easter occurred before the start of the season so there were no lost competition weeks. No games for Junior teams were scheduled on the middle week of the April or July School holidays.

During the season there were two sets of regrades:

- After the first two weeks the Forest Killarney U15-2 team moved to U15-3, Pittwater U16-2 moved to U16-3 and the Mosman and Wakehurst U16-3 teams moved to U16-2.
- After the first competition round all team results were reviewed and the Seaforth U13-1 team was regraded to U13-2. The Beacon Hill U13-2 was then regraded to U13-3.

These regrades are difficult in two aspects. First deciding what criteria to use for judging if a side should move, and then rescheduling and the number of replay games which are created to even up the number of games played over the division.

Due to a reduced number of grounds available due to wet weather on the week before the Junior Semifinals, the games for Junior divisions with knockout semifinals schedules for the week were examined and only those games which affected the top four were played, resulting in approximately 10% of the games in these divisions being cancelled. This shows in some of the divisions listed in the tables below.

There were again three Finals Days, Junior (Girls and Boys), Senior Mens (included U18) and Senior Women (included WU14, WU16 and WU18). Again there was no extra time played in the Finals.

## JUNIOR COMPETITIONS

Age & Division	No. Teams	Finals Format	Max. League Games	No. Rounds Cancelled
12 1A/B	12 – 6/6	KO x 2	16	0
12 2A/B	12 – 6/6	KO x 2	16	0
12 3A/B	12 – 6/6	KO x 2	16	0
12 4A/B	12 – 6/6	KO x 2	16	0
13 1	10 & 9	KO	17	0
13 2	10	KO	18	0
13 3	12 & 11	KO	20	0
13 4	10	KO	18	0
14 1	10	KO	18	0
14 2	10	KO	18	0
14 3	10	KO	18	0
15 1	8	RR/P	14/3	0
15 2	8 & 7	RR/P	13/3	0
15 3	9 & 10	KO	17	0
15 4	8	RR/P	14/3	0
16 1	8	RR/P	14/3	0
16 2A/B	12 – 6/6	KO x 2	16	0
16 3	10	KO	18	0

## SENIOR COMPETITIONS

Division	No. Teams	Finals Format	Max League Games	No. Rounds Cancelled
18 1	9	KO	16	0
18 2	10	KO	18	0
18 3	10	KO	18	0
18 4A/B	12 – 6/6	KO x 2	16	0
PL/R	10	KO	18	0
AL 1/R	9	KO	18	0
AL 2/R	12	KO	22	2
AL 3/R	9	KO	16	1
AL 4/R	10	KO	18	0
AL 5/R	8	KO	21	2
AL 6	10	KO	18	0
O35 1A/B	9 – 5/4	KO x 2	18/17	1/0
O35 3	8	KO	21	3
O35 4	10	KO	18	0
O35 5	10	KO	18	0
O35 6	10	KO	18	0
O35 7	10	KO	18	0
O35 8	8	KO	21	2
O45 1	7	KO	21	2
O45 2	8	KO	21	2

## WOMENS COMPETITIONS

Division	No. Teams	Finals Format	Max. League Games	No. Rounds Cancelled
W12 1	9	KO	16	0
W12 2	9	KO	16	0
W12 3	8	RR/P	14/3	0
W13 1	10	KO	18	0
W13 2A/B	11 – 6/5	KO x 2	16	0
W14 1	8	RR/P	14/3	0
W14 2	8	RR/P	14/3	0
W15 1	8	RR/P	14/3	0
W15 2	10	KO	18	0
W16 1	6	KO	20	0
W16 2	10	KO	18	0
W18 1A/B	11 – 6/5	KO x 2	16	0
W18 3	7	RR/P	14/3	0
WPL/R	7	KO	18	0
WAL 1	10	KO	18	0
WAL 2	10	KO	18	0
WAL 3	9	KO	16	0
WAL 4	10	KO	18	0
W-O35 1	7	KO	18	2
W-O35 2	6	KO	20	2
W-O35 3	8	KO	21	2

## YOUTH TABLES

### UNDER 12 TO UUNDER 14

Pos	U12-1A	P	W	D	L	GF	GA	GD	b_adj	Pts
1	Forest Killarney Football Club	16	12	2	2	44	14	30	26	38.0
2	Collaroy Cromer Strikers FC	16	10	3	3	43	17	26	21	33.0
3	HSU Football Club	16	10	0	6	31	20	11	27	30.0
4	Wakehurst Football Club	16	9	2	5	44	17	27	20	29.0
5	Mosman Football Club	16	8	3	5	33	23	10	23	27.0
6	Seaforth Football Club	16	7	2	7	28	24	4	19	23.0

Pos	U12-1B	P	W	D	L	GF	GA	GD	b_adj	Pts
1	Curl Curl Youth Club	16	9	1	6	34	27	7	16	28.0
2	Narrabeen Football Club	16	7	2	7	34	31	3	11	23.0
3	St Augustines Football Club	16	6	1	9	18	29	-11	13	19.0
4	Pittwater RSL Football Club	18	3	1	12	10	53	-43	1	10.0
5	Manly Vale Football Club	16	2	3	11	12	47	-35	6	9.0
6	Brookvale Football Club	16	2	2	12	18	47	-29	5	8.0

Pos	U12-2A	P	W	D	L	GF	GA	GD	b_adj	Pts
1	Wakehurst Football Club	15	12	3	0	51	11	40	31	41.6
2	Dee Why Football Club	16	12	2	2	74	17	57	28	38.0
3	Seaforth Football Club A	15	8	2	5	39	36	3	19	27.7
4	Collaroy Cromer Strikers FC	16	6	6	4	51	37	14	22	24.0
5	Forest Killarney Football Club	16	7	3	6	34	27	7	17	24.0
6	Avalon Soccer Club	16	6	4	6	38	32	6	18	22.0

Pos	U12-2B	P	W	D	L	GF	GA	GD	b_adj	Pts
1	Mosman Football Club A	16	8	2	6	38	31	7	16	25.0
2	BTH Raiders Soccer Club	16	7	3	6	16	20	-4	11	24.0
3	Mosman Football Club B	16	5	3	8	21	31	-10	8	17.0
4	Narrabeen Football Club	16	4	4	8	17	33	-16	9	16.0
5	Seaforth Football Club B	15	2	2	11	9	44	-35	5	8.5
6	Pittwater RSL Football Club	15	0	0	15	4	73	-69	0	0.0

Pos	U12-3A	P	W	D	L	GF	GA	GD	b_adj	Pts
1	Manly Allambie United FC	16	15	0	1	80	16	64	33	45.0
2	Seaforth Football Club A	16	11	2	3	66	21	45	27	35.0
3	Collaroy Cromer Strikers FC	16	11	2	3	60	25	35	27	35.0
4	Brookvale Football Club	15	8	3	4	50	22	28	20	28.8
5	Wakehurst Football Club A	16	8	3	5	45	18	27	25	27.0
6	Wakehurst Football Club B	15	5	1	9	34	34	0	15	17.1

Pos	U12-3B	P	W	D	L	GF	GA	GD	b_adj	Pts
1	Curl Curl Youth Club	16	9	2	5	43	30	13	14	29.0
2	Seaforth Football Club B	15	6	2	6	32	34	-2	14	21.3
3	Forest Killarney Football Club	15	4	1	10	29	69	-40	6	13.9
4	Beacon Hill Football Club	16	3	0	13	33	73	-40	6	9.0
5	Dee Why Football Club	15	2	1	9	14	73	-59	4	7.5
6	Narrabeen Football Club	15	2	1	12	10	81	-71	3	7.5

Pos	U12-4A	P	W	D	L	GF	GA	GD	b_adj	Pts
1	St Augustines Football Club	15	12	1	2	52	6	46	30	39.5
2	Avalon Soccer Club	15	10	2	3	55	18	37	25	34.1
3	HSU Football Club	15	10	2	3	38	20	18	23	34.1
4	Collaroy Cromer Strikers FC	15	7	5	3	49	27	22	19	27.7
5	Wakehurst Football Club	15	5	4	6	27	33	-6	15	20.3
6	Mosman Football Club	15	5	3	5	46	60	-14	18	19.2

Pos	U12-4B	P	W	D	L	GF	GA	GD	b_adj	Pts
1	Manly Vale Football Club	16	9	2	5	25	22	3	16	29.0
2	Curl Curl Youth Club	16	7	2	7	43	50	-7	14	23.0
3	BTH Raiders Soccer Club	16	6	3	7	40	32	8	9	21.0
4	Manly Allambie United FC	16	5	3	8	36	33	3	12	18.0
5	Pittwater RSL Football Club	15	1	1	13	9	70	-61	3	4.3
6	Seaforth Football Club	15	1	0	12	14	63	-49	3	3.2

Pos	U13-1	P	W	D	L	GF	GA	GD	b_adj	Pts
1	Forest Killarney Football Club	16	12	4	0	72	13	59	0	42.5
2	Avalon Soccer Club	17	12	4	1	45	16	29	0	40.0
3	Narrabeen Football Club	16	9	0	7	36	30	6	0	28.7
4	Pittwater RSL Football Club	17	8	2	7	31	35	-4	0	26.0
5	Beacon Hill Football Club	17	7	4	6	38	30	8	0	25.0
6	Collaroy Cromer Strikers FC	16	7	1	8	43	42	1	0	23.4
7	St Augustines Football Club	16	6	1	9	37	43	-6	0	20.2
8	Forest Killarney Football Club	16	4	1	11	19	31	-12	0	13.8
9	Mosman Football Club	16	4	0	12	14	43	-29	0	12.8

Pos	U13-2	P	W	D	L	GF	GA	GD	b_adj	Pts
1	St Augustines Football Club	18	16	1	1	66	13	53	0	49.0
2	Forest Killarney Football Club	18	16	0	2	70	20	50	0	48.0
3	Wakehurst Football Club	17	13	0	4	64	21	43	-3	38.1
4	Pittwater RSL Football Club	17	7	5	5	37	30	7	-3	24.4
5	HSU Football Club	18	7	1	10	34	30	4	0	22.0
6	St Augustines Football Club	18	7	1	10	34	54	-20	0	22.0
7	Collaroy Cromer Strikers FC	18	6	1	11	36	53	-17	0	19.0
8	Forest Killarney Football Club	18	4	4	9	27	46	-19	0	16.0
9	Seaforth Football Club	17	3	2	12	11	68	-57	1	11.6
10	Brookvale Football Club	17	2	0	14	22	83	-61	0	6.4

Pos	U13-3	P	W	D	L	GF	GA	GD	b_adj	Pts
1	BTH Raiders Soccer Club	19	14	2	2	61	16	45	17	44.0
2	Mosman Football Club	19	13	2	4	84	31	53	17	41.0
3	Beacon Hill Football Club A	19	13	1	5	57	31	26	19	40.0
4	Wakehurst Football Club	18	10	3	5	50	28	22	17	34.8
5	St Augustines Football Club	18	9	2	7	34	19	15	20	30.6
6	Pittwater RSL Football Club	18	7	3	7	32	51	-19	11	25.3
7	Dee Why Football Club	18	7	2	9	27	37	-10	16	24.3
8	Beacon Hill Football Club B	19	5	3	2	23	53	-30	0	18.0
9	Narrabeen Football Club	18	4	1	13	23	56	-33	3	13.7
10	Collaroy Cromer Strikers FC	18	2	1	15	37	79	-42	3	7.4
11	Manly Vale Football Club	19	2	0	17	18	74	-56	3	6.0

Pos	U13-4	P	W	D	L	GF	GA	GD	b_adj	Pts
1	Beacon Hill Football Club	18	15	2	1	78	19	59	0	47.0
2	Brookvale Football Club	18	13	3	2	92	26	66	0	42.0
3	Wakehurst Football Club	18	9	4	5	44	35	9	0	31.0
4	Seaforth Football Club	18	8	5	5	45	39	6	0	29.0
5	St Augustines Football Club	18	9	2	7	36	32	4	0	29.0
6	Avalon Soccer Club	18	7	6	5	38	30	8	0	27.0
7	Mosman Football Club	18	7	4	5	28	33	-5	0	25.0
8	St Augustines Football Club	18	3	2	13	19	69	-50	0	11.0
9	Forest Killarney Football Club	18	2	1	15	29	76	-47	0	7.0
10	Pittwater RSL Football Club	18	2	1	12	18	68	-50	0	7.0

Pos	U14-1	P	W	D	L	GF	GA	GD	b_adj	Pts
1	Wakehurst Football Club	17	15	1	1	54	10	44	0	48.7
2	Collaroy Cromer Strikers FC	17	12	3	2	43	14	29	0	41.3
3	Manly Vale Football Club	18	10	2	6	24	19	5	0	32.0
4	St Augustines Football Club	17	8	4	5	25	15	10	0	29.6
5	Curl Curl Youth Club	18	9	1	8	42	38	4	0	28.0
6	Avalon Soccer Club	17	6	3	8	19	31	-12	0	22.2
7	Beacon Hill Football Club	18	6	2	10	25	34	-9	0	20.0
8	Seaforth Football Club	17	3	5	9	16	30	-14	0	14.8
9	Pittwater RSL Football Club	17	2	5	10	11	30	-19	0	11.6
10	St Augustines Football Club	18	2	2	14	17	55	-38	0	8.0

Pos	U14-2	P	W	D	L	GF	GA	GD	b_adj	Pts
1	Seaforth Football Club	18	14	1	3	58	14	44	0	43.0
2	Mosman Football Club A	18	12	4	1	79	21	58	0	40.0
3	Collaroy Cromer Strikers FC	18	13	1	4	63	15	48	0	40.0
4	Brookvale Football Club	18	12	1	5	92	28	64	0	37.0
5	Wakehurst Football Club	18	12	1	5	56	19	37	0	37.0
6	Manly Vale Football Club A	18	10	1	7	46	23	23	0	31.0
7	Manly Vale Football Club B	18	4	2	12	14	43	-29	0	14.0
8	Pittwater RSL Football Club	18	4	0	14	19	72	-53	0	12.0
9	Mosman Football Club B	18	2	0	16	12	118	-106	0	6.0
10	Curl Curl Youth Club	18	1	1	16	14	100	-86	0	4.0

Pos	U14-3	P	W	D	L	GF	GA	GD	b_adj	Pts
1	HSU Football Club	17	16	0	1	103	10	93	0	50.8
2	Avalon Soccer Club	17	16	0	1	80	7	73	0	50.8
3	St Augustines Football Club	17	10	2	5	41	26	15	0	33.9
4	Collaroy Cromer Strikers FC	18	9	2	7	37	48	-11	0	29.0
5	Wakehurst Football Club	18	9	1	8	31	30	1	0	28.0
6	St Augustines Football Club	18	8	1	9	44	36	8	0	25.0
7	Seaforth Football Club	18	5	2	11	34	65	-31	0	17.0
8	Beacon Hill Football Club	18	5	0	13	30	64	-34	0	15.0
9	Pittwater RSL Football Club	18	3	1	13	25	82	-57	0	10.0
10	Forest Killarney Football Club	17	2	1	14	14	71	-57	-1	6.4



## YOUTH TABLES UNDER 15 TO UNDER 18 TABLES

Pos	U15-1	P	W	D	L	GF	GA	GD	p_adj	Pts
1	Pittwater RSL Football Club	14	9	4	1	49	24	25	0	31.0
2	Beacon Hill Football Club	14	8	4	2	32	19	13	0	28.0
3	Wakehurst Football Club	14	7	5	2	35	19	16	0	26.0
4	Dee Why Football Club	14	7	3	4	30	24	6	0	24.0
5	Forest Killarney Football Club	14	5	4	5	29	24	5	0	19.0
6	Seaforth Football Club	14	5	2	7	20	26	-6	0	17.0
7	St Augustines Football Club	14	2	2	10	26	43	-17	0	8.0
8	St Augustines Football Club	14	1	0	13	10	52	-42	0	3.0

Pos	U15-2	P	W	D	L	GF	GA	GD	p_adj	Pts
1	Curl Curl Youth Club	12	12	0	0	51	8	43	0	36.0
2	Narrabeen Football Club	12	9	1	2	37	13	24	0	28.0
3	Wakehurst Football Club	12	8	1	3	24	19	5	0	25.0
4	BTH Raiders Soccer Club	12	4	1	7	26	24	2	0	13.0
5	Seaforth Football Club	12	4	2	6	18	24	-6	-1	13.0
6	St Augustines Football Club	12	2	1	9	13	38	-25	0	7.0
8	Pittwater RSL Football Club	12	0	0	11	11	54	-43	0	0.0

Pos	U15-2	P	W	D	L	GF	GA	GD	p_adj	Pts
1	Collaroy Cromer Strikers FC	17	15	2	0	87	16	71	0	49.8
2	Seaforth Football Club	18	13	1	4	74	29	45	0	40.0
3	Narrabeen Football Club	18	11	2	5	55	37	18	0	35.0
4	Dee Why Football Club	18	11	0	7	75	52	23	0	33.0
5	Mosman Football Club	18	10	2	5	80	51	29	0	32.0
6	Curl Curl Youth Club	17	7	2	8	34	44	-10	0	24.4
7	Forest Killarney Football Club	18	5	1	12	38	75	-37	-1	15.0
8	HSU Football Club	18	4	2	12	45	93	-48	0	14.0
9	Pittwater RSL Football Club	17	3	2	12	31	66	-35	0	11.8
10	St Augustines Football Club	17	1	2	14	26	82	-56	0	5.3

Pos	U15-3	P	W	D	L	GF	GA	GD	p_adj	Pts
1	Collaroy Cromer Strikers FC	14	11	1	2	68	18	50	0	34.0
2	Dee Why Football Club	14	10	3	1	62	15	47	0	33.0
3	Wakehurst Football Club	14	9	0	5	72	33	39	0	27.0
4	Avalon Soccer Club	14	8	2	4	40	32	8	0	26.0
5	BTH Raiders Soccer Club	14	4	3	7	33	37	-4	0	15.0
6	St Augustines Football Club	14	3	2	9	35	64	-29	0	11.0
7	Narrabeen Football Club	14	2	5	6	26	63	-37	0	11.0
8	St Augustines Football Club	14	1	0	12	19	83	-74	-3	0.0

Pos	U16-1	P	W	D	L	GF	GA	GD	p_adj	Pts
1	Seaforth Football Club	14	10	3	1	41	20	21	0	33.0
2	Beacon Hill Football Club	14	9	4	1	39	14	25	0	31.0
3	HSU Football Club	14	8	2	4	30	14	16	0	26.0
4	Wakehurst Football Club	14	5	5	4	30	18	12	0	20.0
5	St Augustines Football Club	14	6	1	7	28	26	2	0	19.0
6	Pittwater RSL Football Club	14	4	3	7	22	25	-3	0	15.0
7	Collaroy Cromer Strikers FC	14	2	4	8	20	40	-20	0	10.0
8	Manly Allambie United FC	14	1	0	13	16	69	-53	0	3.0

Pos	U16-2A	P	W	D	L	GF	GA	GD	p_adj	Pts
1	St Augustines Football Club	16	11	3	2	41	18	23	23	36.0
2	Mosman Football Club	16	10	3	3	52	18	34	28	33.0
3	HSU Football Club	16	9	2	4	32	23	9	19	29.0
4	Wakehurst Football Club A	16	8	3	5	33	30	3	20	27.0
5	Beacon Hill Football Club	15	6	3	6	24	27	-3	17	22.4
6	Forest Killarney Football Club	15	5	3	7	22	28	-6	18	19.2

Pos	U16-2B	P	W	D	L	GF	GA	GD	p_adj	Pts
1	Avalon Soccer Club	15	8	3	4	37	22	15	15	28.8
2	Manly Vale Football Club	15	8	1	6	29	22	7	13	26.7
3	St Augustines Football Club	15	6	3	6	26	24	2	15	22.4
4	Manly Allambie United FC	15	5	1	9	18	30	-12	13	17.1
5	Collaroy Cromer Strikers FC	15	1	2	11	12	41	-29	5	5.3
6	Wakehurst Football Club B	15	1	1	13	17	60	-43	1	4.3

Pos	U16-3	P	W	D	L	GF	GA	GD	p_adj	Pts
1	St Augustines Football Club	18	15	2	1	104	16	88	0	47.0
2	St Augustines Football Club	18	15	1	2	87	24	63	0	46.0
3	Dee Why Football Club	18	14	2	2	72	24	48	0	44.0
4	Avalon Soccer Club	18	11	0	7	63	37	26	0	33.0
5	Seaforth Football Club	18	10	0	8	52	45	7	0	30.0
6	Forest Killarney Football Club	18	5	2	10	26	44	-18	0	17.0
7	Collaroy Cromer Strikers FC	18	5	0	13	32	67	-35	0	15.0
8	Manly Allambie United FC	18	4	0	14	26	84	-58	0	12.0
9	Pittwater RSL Football Club	18	4	1	12	34	89	-55	-2	11.0
10	St Augustines Football Club	18	3	0	14	27	93	-66	0	9.0

Pos	U18-1	P	W	D	L	GF	GA	GD	p_adj	Pts
1	Wakehurst Football Club	16	11	4	1	58	22	36	0	37.0
2	St Augustines Football Club	16	12	1	3	55	22	33	0	37.0
3	Narrabeen Football Club	16	10	2	4	55	28	27	0	32.0
4	Forest Killarney Football Club	16	8	2	6	34	29	5	0	26.0
5	Pittwater RSL Football Club	16	8	1	7	34	28	6	0	25.0
6	Beacon Hill Football Club	16	7	0	9	44	51	-7	0	21.0
7	Seaforth Football Club	16	3	3	10	24	38	-14	0	12.0
8	Manly Vale Football Club	16	3	3	10	23	55	-32	-1	11.0
9	Avalon Soccer Club	16	2	0	14	16	70	-54	0	6.0

Pos	U18-2	P	W	D	L	GF	GA	GD	p_adj	Pts
1	Wakehurst Football Club A	18	18	0	0	74	21	53	0	54.0
2	Narrabeen Football Club	18	11	2	5	48	30	18	0	31.1
3	St Augustines Football Club	18	9	4	5	38	24	14	0	27.6
4	Beacon Hill Football Club	18	9	1	7	47	54	-7	0	24.9
5	Curl Curl Youth Club	18	7	3	8	39	36	3	0	21.3
6	Forest Killarney Football Club	18	7	3	8	38	35	3	0	21.3
7	Wakehurst Football Club B	18	7	2	9	35	40	-5	0	20.4
8	BTH Raiders Soccer Club	18	7	1	9	37	59	-22	0	19.6
9	St Augustines Football Club	18	6	0	12	34	57	-23	0	16.0
10	Seaforth Football Club	18	1	0	16	23	57	-34	0	2.7

Pos	U18-3	P	W	D	L	GF	GA	GD	p_adj	Pts
1	Manly Vale Football Club B	18	16	1	1	66	10	56	0	49.0
2	Pittwater RSL Football Club	18	16	0	2	90	28	62	0	48.0
3	Manly Vale Football Club A	18	14	1	3	125	27	98	0	43.0
4	Dee Why Football Club	18	8	4	6	69	45	24	0	28.0
5	Brookvale Football Club	18	8	2	8	34	34	0	0	26.0
6	Narrabeen Football Club	18	6	1	9	50	75	-25	0	19.0
7	Seaforth Football Club	18	5	3	10	45	58	-13	0	18.0
8	Beacon Hill Football Club	18	5	2	11	37	87	-50	0	17.0
9	St Augustines Football Club	18	2	3	13	22	93	-71	0	9.0
10	BTH Raiders Soccer Club	18	1	1	16	23	104	-81	0	4.0

Pos	U18-4A	P	W	D	L	GF	GA	GD	p_adj	Pts
1	St Augustines Football Club	16	12	0	4	76	25	51	24	36.0
2	HSU Football Club	16	10	2	4	59	37	22	25	32.0
3	Forest Killarney Football Club	16	8	4	4	51	27	24	19	28.0
4	BTH Raiders Soccer Club	16	8	4	4	41	33	8	19	28.0
5	Mosman Football Club	16	8	2	6	57	39	18	19	26.0
6	Beacon Hill Football Club B	16	6	2	8	58	58	0	20	20.0

Pos	U18-14B	P	W	D	L	GF	GA	GD	p_adj	Pts
1	Manly Vale Football Club	16	9	3	4	64	28	36	18	30.0
2	Beacon Hill Football Club A	16	9	2	5	57	34	23	17	29.0
3	Pittwater RSL Football Club	16	7	2	7	48	39	9	11	23.0
4	Curl Curl Youth Club	16	5	2	9	38	42	-4	11	17.0
5	Avalon Soccer Club	16	1	1	14	33	130	-97	1	4.0
6	St Augustines Football Club	16	1	0	10	19	109	-90	3	3.0



## SENIOR TABLES

### WPL & PL & FIRST & RESERVES AL

Pos	WPL-1	P	W	D	L	GF	GA	GD	b_adj	Pts
1	Beacon Hill Football Club	18	13	1	4	47	27	20	0	40.0
2	Brookvale Football Club	18	12	2	4	68	22	46	0	38.0
3	Seaforth Football Club	18	9	5	4	35	24	11	0	32.0
4	Manly Vale Football Club A	18	8	3	7	31	18	13	0	27.0
5	Wakehurst Football Club	18	7	3	8	37	31	6	0	24.0
6	Avalon Soccer Club	18	5	1	11	24	50	-26	0	16.0
7	Manly Vale Football Club B	18	1	1	16	10	80	-70	0	4.0

Pos	WPL-1Res	P	W	D	L	GF	GA	GD	b_adj	Pts
1	Seaforth Football Club	18	14	1	3	49	14	35	0	43.0
2	Beacon Hill Football Club	18	11	3	4	38	15	23	0	36.0
3	Wakehurst Football Club	18	8	2	8	27	25	2	0	26.0
4	Brookvale Football Club	18	7	5	6	30	29	1	0	26.0
5	Manly Vale Football Club A	18	7	1	10	20	36	-16	0	22.0
6	Manly Vale Football Club B	18	4	3	11	27	50	-23	0	15.0
7	Avalon Soccer Club	18	3	3	12	10	32	-22	0	12.0

Pos	PL-1	P	W	D	L	GF	GA	GD	b_adj	Pts
1	Narrabeen Football Club	18	10	5	3	47	28	21	0	35.0
2	Pittwater RSL Football Club	18	11	2	5	47	29	18	0	35.0
3	St Augustines Football Club	18	10	2	6	47	28	19	0	32.0
4	Manly Vale Football Club	18	10	1	7	45	36	9	0	31.0
5	Dee Why Football Club	18	9	2	7	55	40	15	0	29.0
6	Wakehurst Football Club	18	8	5	5	38	34	4	0	29.0
7	Mosman Football Club	18	5	4	9	24	48	-24	0	19.0
8	Seaforth Football Club	18	6	3	9	27	44	-17	-3	18.0
9	Brookvale Football Club	18	5	1	12	26	41	-15	0	16.0
10	Manly Allambie United FC	18	2	3	13	25	55	-30	0	9.0

Pos	PL-1R	P	W	D	L	GF	GA	GD	b_adj	Pts
1	Wakehurst Football Club	18	12	5	1	52	21	31	0	41.0
2	St Augustines Football Club	18	9	4	5	37	36	1	0	31.0
3	Narrabeen Football Club	18	9	3	6	54	35	19	0	30.0
4	Mosman Football Club	18	9	2	7	37	22	15	0	29.0
5	Seaforth Football Club	18	8	8	2	28	19	9	-3	29.0
6	Pittwater RSL Football Club	18	7	4	7	39	44	-5	0	25.0
7	Dee Why Football Club	18	6	4	8	18	28	-10	0	22.0
8	Brookvale Football Club	18	6	1	11	26	41	-15	0	19.0
9	Manly Vale Football Club	18	3	4	11	26	43	-17	0	13.0
10	Manly Allambie United FC	18	3	1	14	13	41	-28	0	10.0

Pos	AL-1	P	W	D	L	GF	GA	GD	b_adj	Pts
1	Collaroy Cromer Strikers FC	16	14	0	2	56	16	40	0	42.0
2	Curl Curl Youth Club	16	13	1	2	61	21	40	0	40.0
3	Mosman Football Club	16	10	1	5	36	23	13	0	31.0
4	HSU Football Club	16	7	2	7	30	31	-1	0	23.0
5	Forest Killarney Football Club	16	7	1	8	30	30	0	0	22.0
6	Avalon Soccer Club	16	6	2	8	23	33	-10	0	20.0
7	Pittwater RSL Football Club	16	3	2	11	24	40	-16	0	11.0
8	Narrabeen Football Club	16	3	2	11	31	50	-19	0	11.0
9	Pittwater RSL Football Club	16	3	1	12	16	63	-47	0	10.0

Pos	AL-1R	P	W	D	L	GF	GA	GD	b_adj	Pts
1	Collaroy Cromer Strikers FC	16	13	3	0	46	12	34	0	42.0
2	HSU Football Club	16	11	3	2	39	20	19	0	36.0
3	Avalon Soccer Club	16	9	3	4	29	15	14	0	30.0
4	Forest Killarney Football Club	16	6	5	5	46	36	10	0	23.0
5	Curl Curl Youth Club	16	7	2	7	31	26	5	0	23.0
6	Mosman Football Club	16	6	5	5	26	22	4	0	23.0
7	Narrabeen Football Club	16	4	0	12	21	49	-28	0	12.0
8	Pittwater RSL Football Club	16	3	2	11	17	42	-25	0	11.0
9	Pittwater RSL Football Club	16	1	1	14	14	47	-33	0	4.0

Pos	AL-2	P	W	D	L	GF	GA	GD	b_adj	Pts
1	BTH Raiders Soccer Club	20	14	4	2	47	16	31	0	46.0
2	St Augustines Football Club	20	12	4	4	56	25	31	0	40.0
3	Forest Killarney Football Club	20	12	3	5	50	33	17	0	39.0
4	Seaforth Football Club	20	9	4	7	39	37	2	0	31.0
5	Avalon Soccer Club	20	9	1	9	45	47	-2	0	28.0
6	Curl Curl Youth Club	20	9	0	10	36	34	2	0	27.0
7	Manly Vale Football Club	20	8	2	10	33	49	-16	0	26.0
8	Beacon Hill Football Club	20	6	6	7	45	46	-1	0	24.0
9	Mosman Football Club	20	7	3	9	40	43	-3	0	24.0
10	Dee Why Football Club	20	5	5	10	44	50	-6	0	20.0
11	HSU Football Club	20	6	1	11	35	70	-35	0	19.0
12	Manly Allambie United FC	20	5	3	12	36	66	-30	0	18.0

Pos	AL-2R	P	W	D	L	GF	GA	GD	b_adj	Pts
1	Mosman Football Club	20	17	1	2	62	12	50	0	52.0
2	Curl Curl Youth Club	20	16	1	3	61	15	46	0	49.0
3	BTH Raiders Soccer Club	20	13	4	2	40	19	21	0	43.0
4	St Augustines Football Club	20	11	1	7	32	36	-4	0	34.0
5	Dee Why Football Club	20	8	4	7	44	47	-3	-1	27.0
6	Beacon Hill Football Club	20	8	2	10	34	32	2	0	26.0
7	HSU Football Club	20	6	7	7	29	32	-3	0	25.0
8	Forest Killarney Football Club	20	7	4	9	31	37	-6	0	25.0
9	Avalon Soccer Club	20	7	2	10	23	37	-14	0	23.0
10	Manly Vale Football Club	20	4	3	13	24	47	-23	0	15.0
11	Seaforth Football Club	20	2	5	12	25	49	-24	0	11.0
12	Manly Allambie United FC	20	2	4	13	20	62	-42	0	10.0

Pos	AL-3	P	W	D	L	GF	GA	GD	b_adj	Pts
1	Pittwater RSL Football Club	15	11	3	1	51	20	31	0	38.4
2	Forest Killarney Football Club	15	11	2	2	55	22	33	0	37.3
3	Wakehurst Football Club	16	8	3	5	47	28	19	0	27.0
4	BTH Raiders Soccer Club	15	8	1	6	30	27	3	0	26.7
5	Mosman Football Club A	15	7	2	6	25	29	-4	0	24.5
6	Collaroy Cromer Strikers FC	15	5	3	7	32	41	-9	0	19.2
7	Mosman Football Club B	15	4	0	11	23	40	-17	0	12.8
8	Collaroy Cromer Strikers FC	15	3	2	9	20	44	-24	0	11.7
9	Brookvale Football Club	15	2	2	10	17	49	-32	0	8.5

Pos	AL-3R	P	W	D	L	GF	GA	GD	b_adj	Pts
1	Collaroy Cromer Strikers FC	15	14	1	0	55	12	43	0	45.9
2	Pittwater RSL Football Club	15	13	0	2	56	20	36	0	41.6
3	Wakehurst Football Club	16	10	2	4	43	23	20	0	32.0
4	Mosman Football Club B	15	7	3	5	33	24	9	0	25.6
5	Forest Killarney Football Club	15	6	1	8	41	43	-2	0	20.3
6	Narrabeen Football Club	15	4	3	8	22	32	-10	0	16.0
7	BTH Raiders Soccer Club	15	3	1	11	15	43	-28	0	10.7
8	Collaroy Cromer Strikers FC	15	2	2	10	18	46	-28	0	8.5
9	Mosman Football Club A	15	2	1	11	17	57	-40	0	7.5

Pos	AL-4	P	W	D	L	GF	GA	GD	b_adj	Pts
1	Curl Curl Youth Club	18	12	4	2	56	26	30	-1	39.0
2	Mosman Football Club	18	11	6	1	40	12	28	0	39.0
3	Wakehurst Football Club	18	12	2	4	47	22	25	0	38.0
4	Pittwater RSL Football Club	18	9	3	6	45	30	15	0	30.0
5	Dee Why Football Club	18	9	2	7	60	40	20	0	29.0
6	Brookvale Football Club	18	9	3	6	43	31	12	-3	27.0
7	HSU Football Club	18	5	5	5	27	51	-24	0	20.0
8	Manly Vale Football Club	18	5	0	12	28	62	-34	0	15.0
9	Collaroy Cromer Strikers FC	18	2	2	14	17	42	-25	0	8.0
10	Forest Killarney Football Club	18	2	1	14	15	62	-47	0	7.0

Pos	AL-4R	P	W	D	L	GF	GA	GD	b_adj	Pts
1	Mosman Football Club	18	13	4	1	87	23	64	0	38.2
2	Dee Why Football Club	18	13	3	2	93	27	66	0	37.3
3	Manly Vale Football Club	18	11	2	5	65	35	30	0	31.1
4	HSU Football Club	18	9	5	4	62	32	30	0	28.4
5	Brookvale Football Club	18	9	2	7	30	24	6	0	25.8
6	Collaroy Cromer Strikers FC	18	7	6	5	48	37	11	0	24.0
7	Pittwater RSL Football Club	18	7	2	9	39	43	-4	0	20.4
8	Wakehurst Football Club	18	5	1	12	41	56	-15	0	14.2
9	Curl Curl Youth Club	18	3	1	14	27	71	-44	0	8.9
10	Forest Killarney Football Club	18	0	0	14	7	151	-144	0	0.0

Pos	AL-5	P	W	D	L	GF	GA	GD	b_adj	Pts
1	Harbord Seaside United FC	19	16	3	0	68	18	50	0	51.0
2	Manly Allambie United FC	19	12	2	5	51	33	18	-1	37.0
3	Dee Why Football Club A	19	12	2	5	71	31	40	-3	35.0
4	Dee Why Football Club B	19	9	6	4	60	34	26	0	33.0
5	BTH Raiders Soccer Club	19	7	0	9	33	48	-15	0	21.0
6	Seaforth Football Club	19	7	0	11	39	62	-23	0	21.0
7	Pittwater RSL Football Club	19	4	1	12	29	52	-23	0	13.0
8	Harbord Seaside United FC	19	2	0	14	18	91	-73	0	6.0

Pos	AL-5R	P	W	D	L	GF	GA	GD	b_adj	Pts
1	Dee Why Football Club A	19	16	3	0	88	12	76	0	51.0
2	Seaforth Football Club	19	15	2	2	79	33	46	0	39.6
3	Beacon Hill Football Club	19	11	2	6	49	39	10	-1	28.6
4	Dee Why Football Club B	19	10	2	6	61	46	15	0	26.9
5	Manly Allambie United FC	19	7	2	10	58	60	-2	0	19.4
6	Harbord Seaside United FC	19	4	5	10	38	41	-3	0	14.3
7	BTH Raiders Soccer Club	19	4	2	13	28	59	-31	0	11.8

## WOMENS TABLES - JUNIOR AND WOMENS AL

Pos	W12-1	P	W	D	L	GF	GA	GD	ad	Pts
1	Collaroy Cromer Strikers FC	16	12	2	2	47	14	33	0	38.0
2	Wakehurst Football Club	16	10	3	3	20	10	10	0	33.0
3	Mosman Football Club	16	11	1	4	39	15	24	-3	31.0
4	BTH Raiders Soccer Club	15	8	2	5	20	13	7	0	27.7
5	Brookvale Football Club	16	7	3	6	27	16	11	-1	23.0
6	Seaforth Football Club	16	4	3	9	12	23	-11	0	15.0
7	Avalon Soccer Club	15	2	8	5	11	20	-9	0	14.9
8	Forest Killarney Football Club	16	3	1	11	11	40	-29	0	10.0
9	Manly Vale Football Club	16	1	3	12	8	44	-36	0	6.0

Pos	W12-2	P	W	D	L	GF	GA	GD	ad	Pts
1	Narrabeen Football Club	16	14	1	0	82	8	74	0	43.0
2	Mosman Football Club	16	12	0	4	44	19	25	0	36.0
3	Pittwater RSL Football Club	16	9	1	6	54	31	23	0	28.0
4	Beacon Hill Football Club	16	8	3	5	26	20	6	0	27.0
5	Manly Vale Football Club	16	6	4	5	35	29	6	0	22.0
6	Brookvale Football Club	16	6	3	7	32	44	-12	0	21.0
7	HSU Football Club	16	6	2	8	32	32	0	0	20.0
8	Wakehurst Football Club	16	2	1	13	10	68	-58	0	7.0
9	Seaforth Football Club	16	1	1	14	4	68	-64	0	4.0

Pos	W12-3	P	W	D	L	GF	GA	GD	ad	Pts
1	Curl Curl Youth Club B	14	13	0	1	45	7	38	0	39.0
2	Brookvale Football Club	14	11	0	3	41	9	32	0	33.0
3	Avalon Soccer Club	14	8	3	3	25	9	16	0	27.0
4	Beacon Hill Football Club	14	7	3	3	38	26	12	0	24.0
5	Mosman Football Club	14	5	1	7	19	33	-14	0	16.0
6	Curl Curl Youth Club A	14	5	0	9	23	31	-8	0	15.0
7	BTH Raiders Soccer Club	14	3	1	10	15	33	-18	0	10.0
8	Collaroy Cromer Strikers FC	14	0	0	14	1	59	-58	0	0.0

Pos	W13-1	P	W	D	L	GF	GA	GD	ad	Pts
1	Seaforth Football Club	18	14	3	1	48	10	38	0	45.0
2	Pittwater RSL Football Club	18	13	4	1	60	9	51	0	43.0
3	Wakehurst Football Club	18	13	4	1	36	8	28	0	43.0
4	Curl Curl Youth Club A	18	10	2	6	41	23	18	0	32.0
5	Narrabeen Football Club	18	7	2	9	30	29	1	0	23.0
6	Forest Killarney Football Club	18	5	2	11	26	48	-22	0	17.0
7	Manly Vale Football Club A	18	5	1	12	29	40	-11	0	16.0
8	Curl Curl Youth Club B	18	4	3	11	12	38	-26	0	15.0
9	Manly Vale Football Club B	18	3	3	11	12	58	-46	0	12.0
10	Collaroy Cromer Strikers FC	18	2	4	12	8	39	-31	0	10.0

Pos	W13-2A	P	W	D	L	GF	GA	GD	ad	Pts
1	Mosman Football Club	15	12	2	1	51	8	43	26	38.0
2	Seaforth Football	15	11	1	3	53	10	43	28	34.0
3	Wakehurst Football	15	10	3	2	39	5	34	21	33.0
4	Avalon Soccer Club	15	8	1	6	47	29	18	19	25.0
5	Narrabeen Football Club	15	7	2	6	23	30	-7	19	23.0
6	Pittwater RSL Football Club	15	6	2	6	28	35	-7	16	20.0

Pos	W13-2B	P	W	D	L	GF	GA	GD	ad	Pts
1	Beacon Hill Football Club	14	6	0	8	28	44	-16	12	18.0
2	Wakehurst Football	14	5	2	7	18	24	-6	8	17.0
3	Forest Killarney Football Club	14	4	1	9	23	39	-16	4	13.0
4	Manly Vale Football Club	14	3	0	11	12	49	-37	3	9.0
5	Seaforth Football	14	0	2	11	11	60	-49	2	2.0

Pos	W14-1	P	W	D	L	GF	GA	GD	ad	Pts
1	Avalon Soccer Club A	14	12	1	1	65	8	57	0	37.0
2	Pittwater RSL Football Club	14	8	5	1	27	5	22	0	29.0
3	Seaforth Football Club	14	7	4	3	36	10	26	0	25.0
4	BTH Raiders Soccer Club	14	7	1	6	26	24	2	0	22.0
5	Avalon Soccer Club B	14	6	3	5	25	20	5	0	21.0
6	Mosman Football Club	14	3	5	6	21	25	-4	0	14.0
7	Pittwater RSL Football Club	14	1	2	11	5	67	-62	0	5.0
8	Collaroy Cromer Strikers FC	14	0	3	11	3	49	-46	0	3.0

Pos	W14-2	P	W	D	L	GF	GA	GD	ad	Pts
1	Brookvale Football Club	14	9	3	2	30	16	14	0	30.0
2	HSU Football Club	14	8	4	2	23	7	16	0	28.0
3	Seaforth Football Club	14	7	3	4	27	25	2	0	24.0
4	Beacon Hill Football Club	14	7	2	5	28	19	9	0	23.0
5	Avalon Soccer Club	14	4	2	8	20	22	-2	0	14.0
6	Curl Curl Youth Club	14	2	7	5	21	33	-12	0	13.0
7	Manly Vale Football Club	14	4	1	9	11	28	-17	0	13.0
8	Wakehurst Football Club	14	3	2	9	14	24	-10	0	11.0

Pos	W15-1	P	W	D	L	GF	GA	GD	ad	Pts
1	Avalon Soccer Club	14	12	2	0	42	11	31	0	38.0
2	Wakehurst Football Club	14	9	4	1	34	12	22	0	31.0
3	Collaroy Cromer Strikers FC	14	7	2	5	29	16	13	0	23.0
4	Narrabeen Football Club	14	5	4	5	34	26	8	0	19.0
5	Manly Vale Football Club A	14	5	4	3	22	30	-8	-4	15.0
6	Pittwater RSL Football Club	14	4	2	8	17	25	-8	0	14.0
7	Manly Vale Football Club B	14	3	3	8	12	32	-20	0	12.0
8	Manly Albion United FC	14	0	1	12	1	39	-38	-1	0.0

Pos	W15-2	P	W	D	L	GF	GA	GD	ad	Pts
1	BTH Raiders Soccer Club	18	17	1	0	70	8	62	0	52.0
2	Brookvale Football Club	18	11	4	3	57	16	41	0	37.0
3	Beacon Hill Football Club A	18	10	3	5	38	19	19	0	33.0
4	Beacon Hill Football Club B	18	9	4	5	41	15	26	0	31.0
5	Wakehurst Football Club	18	9	3	6	27	21	6	0	30.0
6	Narrabeen Football Club	18	6	2	10	25	37	-12	0	20.0
7	Pittwater RSL Football Club	18	5	3	10	16	34	-18	0	18.0
8	Avalon Soccer Club A	18	4	3	8	19	51	-32	0	15.0
9	Curl Curl Youth Club	18	4	2	12	13	42	-29	0	14.0
10	Avalon Soccer Club B	18	2	1	15	12	75	-63	0	7.0

Pos	W16-1	P	W	D	L	GF	GA	GD	ad	Pts
1	Collaroy Cromer Strikers FC	20	19	1	0	77	6	71	0	58.0
2	Brookvale Football Club	19	12	3	4	66	18	48	0	41.1
3	Pittwater RSL Football Club	19	9	2	8	42	29	13	-4	26.3
4	Seaforth Football Club	20	7	3	10	36	42	-6	0	24.0
5	Wakehurst Football Club	20	3	2	15	10	52	-42	0	11.0
6	Forest Killarney Football Club	20	3	1	16	14	98	-84	-1	9.0

Pos	W16-2	P	W	D	L	GF	GA	GD	ad	Pts
1	Mosman Football Club A	18	16	0	1	88	13	75	0	48.0
2	Seaforth Football Club A	18	13	2	3	71	19	52	0	41.0
3	Avalon Soccer Club	18	10	4	4	58	21	37	0	34.0
4	BTH Raiders Soccer Club	18	10	4	4	47	17	30	0	34.0
5	Beacon Hill Football Club	17	9	3	5	40	25	15	0	31.8
6	Forest Killarney Football Club	18	6	3	9	28	56	-28	0	21.0
7	Curl Curl Youth Club	18	5	5	7	38	41	-3	0	20.0
8	Seaforth Football Club B	18	5	1	12	34	71	-37	0	16.0
9	Wakehurst Football Club	18	2	3	13	15	55	-40	0	9.0
10	Mosman Football Club B	17	0	1	15	6	107	-101	0	1.1

Pos	W18-1A	P	W	D	L	GF	GA	GD	ad	Pts
1	Beacon Hill Football Club	15	12	2	1	83	15	68	25	38.0
2	Manly Vale Football Club A	15	12	1	2	68	10	58	27	37.0
3	Avalon Soccer Club	15	11	0	4	61	25	36	24	33.0
4	Manly Vale Football Club B	15	9	3	2	74	27	47	25	30.0
5	Collaroy Cromer Strikers FC	15	5	1	9	33	71	-38	10	16.0
6	Curl Curl Youth Club	15	5	0	7	34	67	-33	15	15.0

Pos	W18-2	P	W	D	L	GF	GA	GD	ad	Pts
1	Narrabeen Football Club	14	5	2	6	33	54	-21	8	17.0
2	Seaforth Football Club B	14	5	1	7	23	53	-30	9	16.0
3	Seaforth Football Club A	14	4	2	8	29	63	-34	7	14.0
4	Wakehurst Football Club	14	2	3	9	20	44	-24	7	9.0
5	Forest Killarney Football Club	14	2	1	11	19	48	-29	4	7.0

Pos	W18-3	P	W	D	L	GF	GA	GD	ad	Pts
1	Pittwater RSL Football Club	12	12	0	0	72	6	66	0	36.0
2	Manly Vale Football Club A	12	8	1	3	42	26	16	0	25.0
3	Wakehurst Football Club	12	6	2	3	26	20	6	0	20.0
4	Curl Curl Youth Club	12	5	1	6	29	33	-4	0	16.0
5	Manly Albion United Football Club	12	4	2	4	26	27	-1	0	14.0
6	Beacon Hill Football Club	12	2	1	9	15	56	-41	0	7.0
7	Manly Vale Football Club B	12	1	1	8	8	50	-42	0	4.0

Pos	WAL-1	P	W	D	L	GF	GA	GD	ad	Pts
1	HSU Football Club	18	13	4	1	63	18	45	0	43.0
2	Mosman Football Club B	18	11	4	3	37	15	22	0	37.0
3	Collaroy Cromer Strikers FC	18	11	3	4	41	22	19	0	36.0
4	Pittwater RSL Football Club	18	10	5	3	35	14	21	0	35.0
5	Mosman Football Club A	18	10	3	5	33	23	10	0	33.0
6	Curl Curl Youth Club	18	9	3	6	31	30	1	0	30.0
7	BTH Raiders Soccer Club	18	4	6	8	20	32	-12	0	18.0
8	Beacon Hill Football Club	18	2	2	13	22	60	-38	0	8.0
9	Seaforth Football Club	18	1	4	13	13	45	-32	0	7.0
10	Collaroy Cromer Strikers FC	18	0	4	13	9	45	-36	0	4.0

Pos	WAL-2	P	W	D	L	GF	GA	GD	ad	Pts
1	Beacon Hill Football Club	16	12	2	2	57	37	20	0	38.0
2	Forest Killarney Football Club	16	12	1	3	61	14	47	0	37.0
3	HSU Football Club	18	10	1	5	46	33	13	0	31.0
4	Dee Why Football Club	16	8	1	7	36	21	15	0	25.0
5	Wakehurst Football Club	16	8	0	7	40	34	6	0	24.0
6	Avalon Soccer Club	16	6	3	7	21	24	-3	0	21.0
7	Pittwater RSL Football Club	16	6	3	7	25	33	-8	0	21.0
8	Seaforch Football Club	16	1	3	12	17	55	-38	0	6.0
9	Manly Vale Football Club	16	1	2	11	8	60	-52	0	5.0