

Annual Report and Financial Statement 2015



MANLY WARRINGAH
FOOTBALL ASSOCIATION



MANLY WARRINGAH FOOTBALL ASSOCIATION INC.

(Established 1947)

Sixty Eighth Annual Report Notice of Meeting

Notice is hereby given that the 68th Annual General Meeting of the
Manly Warringah Football Association Inc. will be held at the

Manly Warringah Football Club
South Creek Rd, Dee Why

Monday 30th November 2015 commencing 7.30 p.m.

AGENDA

Annual General Meeting

1. Apologies
2. Minutes of the 2014 A.G.M.
3. Presentation and adoption of the 2015 Annual Report
4. Consideration of Honorariums
5. Presentation of Meritorious Service Awards
6. Nomination of Life Member
7. Election of Office Bearers
Executive Committee - 5 Members
Management Committee – 7 Members
8. Election of Sub-Committee
Judiciary Committee –5 Members
Protest & Disputes Committee – 3 members and 5 alternate Members
Appeals Committee – 5 Members and 3 alternate Members
Competition Committee – 5 Club Representatives
Player Grading Committee – 4 Club Representatives
9. Election of Public Officer
10. Notices of Motions as shown in Annual Report
11. Affiliation of Clubs
12. Adoption of 2016 Budget
13. Election of Auditor
14. General Business

Please join the Management Committee for refreshments.



OFFICE BEARERS FOR 2015

President	Mr Jeff Smit
Senior Vice President	Mr David Wilson
Senior Vice President (Federation Football)	Mr Keith Pester
Secretary	Mr Andrew Edwards
Treasurer	Mr Robert Carollo
Vice President (Sub-Juniors)	Mr Tony Davies
Vice President (Junior Competition)	Mr David Brennan
Vice President (Seniors Competition)	Mr David Wilson
Vice President (Women's Competition)	Ms Rhonda Ferguson
Registrar	Ms Dilys Graham
Registrar	Ms Michele Edwards
Registrar	Mr Peter Auld
Minute Secretary	Mr Tony Davies
Masters	Mr Mark Sheppard

DELEGATES

FNSW Council of Associations	Mr Jeff Smit Mr David Wilson
FNSW Council of Clubs	Mr Keith Pester
Football Sydney	Mr Jeff Smit Mr David Wilson Mr Andrew Edwards (Alt)
MWFRA Inc	Mr Jeff Smit
MWP Sporting Union	Mr Jeremy Toivonen Mr Keith Pester Mr Jeff Smit Mr David Wilson Mr Richard Hooker Mr Roland Luke Mr Warren Meppem

SUB-COMMITTEES

Judiciary Sub-Committee	Mr Don Gale Mr Dave Wilson Mr Richard Wright Mr Cas Greco Mr Thomas Lee & Mr Ken Lewis (MWFRA Representative) Mr Keith Pester - Secretary
Appeals Sub-Committee	Mr Ed Neill Mr Warren Meppem Mr David Anglicas Ms Donna Craig Mr Stuart Nairn (Alt)
P & D Sub-Committee	Ms Michele Edwards Mr Neville Drake Mr Roy Sider Mr George Malouf Mr Richard Wright (Alt)

LIFE MEMBERS

Mr Brian Emery, Dee Why SC
Mr Cyril Sutton
Mrs Leonie Parker, MWLSA
Mrs Jackie Higgins, MWLSA
Mr Warren Meppem, MWLSA
Mr Wayne Connor, CPYC
Mr Eric Beckett, St Augustines, CPYC
Mr Trevor Croal, CPYC 1993
Mr Charles Vale, Wakehurst SC 1994
Mr Mike Speed, Dee Why SC 1996
Mrs Linda Ward, CC Strikers 1999
Mr Keith Pester Wakehurst SC 2000
Mr Graeme Kellow CC Strikers 2001
Mr Ray Fanning MWFC 2004
Mr Don Gale Pittwater RSL 2004
Mr Ted Blackwood 2005
Mr Greg Carroll 2010
Mr Andrew Edwards 2013
Mr David Tomlinson 2013

Deceased Life Members

Mr F Curtis
Mr R J Parker
Mr Reg Gillings
Mr Don Balmain
Mr George Hudson
Mr Len Lems
Mr Fred Alder
Mr Syd Russell (2007)
Mrs Shirley Bones (2008)
Mr Mal Ticehurst (2009)
Mr John Tilley (2010)
Mr Fred Bones (2010)
Mr Bruce Smith (2011)
Mr Col Jones (2011)
Mrs Lorna Gale (2013)

FNSW STATE PERSONAL AWARDS

Charles Valentine Medal

Mr Keith Pester 2012

George Churchward Medal

Mr Fred Bones 1996
Mrs Linda Ward 2006
Mr Ray Fanning 2014

State Award

Mr Fred Bones 1991	Mr Neville Drake 2007
Mr Robert (Mal) Ticehurst 1992	Mrs Connie Greco 2008
Mr Eric Beckett 1996	Mr Cass Greco 2008
Mr Syd Russell 1998	Mr John Koster 2009
Mr Charles Vale 1999	Mr David Anglicas 2010
Mrs Lorna Gale 2000	Mr David Broughton 2011
Mr Don Gale 2000	Mr Roy Sider 2012
Mrs Linda Ward 2001	Mr Richard Wright 2013
Mr Roland Luke 2003	Mr Michael Bosschieter 2014
Mr Keith Pester 2004	Mr Edward Neill 2015
Mr John Mesite 2005	

Soccer Sydney Meritorious Service Award

Mr Greg Carroll 2005
Mr Andrew Edwards 2005

FOOTBALL NSW STATE AWARD 2015



State Award winners are nominated by their Association in recognition of their tireless efforts and service to football in their local community. State Awards formally recognise individuals who have provided consistent and valuable service at the Club or Association level. These contributions may include services such as: committee member, coach, manager, match official, canteen manager or grounds person. This award is the highest award available to the MWFA to recognise contributions from its own members and Club members.

In 2015 the MWFA nominated Ed Neill, a person who fulfils all the criteria for this award. Ed's nomination was accepted by FNSW and the award was presented at the FNSW's State Dinner at the Rosehill Gardens Grand Pavilion along with the Award winners from the other Associations.

Ed has been involved in football at Wakehurst FC and the MWFA for the past 30 years. He has held many positions at Wakehurst including coach, President for 5 years from 1989 – 1993, Registrar for six years from 1995 – 2000.

Ed was awarded Life Membership of Wakehurst in 1997.

From 1990 Ed developed a computerised registration system for the MWFA and its clubs, and in 1994 he computerised the MWFA Draw. Ed maintained the programs for the MWFA and the Clubs until the introduction of My Football Club in 2006.

Ed's contributions to MWFA have been through his roles as referee, Sub-Junior Vice President and Appeals Committee for 18 years since 1996 and as Chairman of the Appeals Committee for the past 5 years. Ed was awarded the MWFA Meritorious Service Award in 2004.

In 1997 Ed also developed a system to assist the Referees with payments for games covered and in 2000 he incorporated the MWFA system into iSport which remained in place until the introduction of My Football Club in 2006.



MEMBER CLUBS OF THE MWFA

Avalon Soccer Club Founded (1982)
 Beacon Hill Football Club (Founded 1964)
 Belrose Terrey Hills Raiders Football Club (Founded 1985 * see below)
 Brookvale Football Club (Founded 1972 * see below)
 Collaroy Cromer Strikers Football Club (Founded 1995* see below)
 Curl Curl Youth Club (Founded 1958)
 Dee Why Football Club (Founded 1947)
 Forest Killarney Football Club (Founded 1962 * see below)
 Harbord Seaside United Football Club (Founded 2004 * see below)
 Manly Allambie United Football Club (Founded 1992 * see below)
 Manly Vale Football Club (Founded 1951)
 Mosman Football Club (Founded 1966)
 Narrabeen Football Club (Founded 1965)
 Pittwater RSL Football Club (Founded 1964)
 Seaforth Football Club (Founded 1963)
 St Augustines Soccer Football Club (Founded mid 1960's)
 Wakehurst Football Club (Founded 1968)

Over the years there have been a number of amalgamations of MWFA Clubs to form the current 17 Clubs. A brief history is given below:

Avalon Junior and Senior Clubs merged in 1982.

Belrose Rangers Soccer Club (founded 1978) and Terrey Hills Soccer Club merged in 1986 to become the BTH Raiders Football Club.

Brookvale FC started as Manly Milan Soccer Club in 1962 and then changed name to Brookvale FC in 1971.

Manly Soccer Club (founded 1949) and Allambie Soccer Club (founded 1963) merged in 1992 to become the Manly Allambie Football Club

Forest Killarney Soccer Football Club formed in 1962 with 2 teams and then split in 1969 to form Killarney Heights Soccer Club and Forest Soccer Club. These two Clubs then merged again in 1993 to form Forest Killarney Football Club

Cromer Strikers Soccer Club and Collaroy Plateau Youth Club merged in 1995 to form Collaroy Cromer Strikers Football Club.

Pittwater was formed in 1964 as a soccer section of the Pittwater RSL Youth Club. In 1966 the Football Section became a separate entity - what is now Pittwater RSL FC.

Harbord Diggers Soccer Club (founded 1947/48) and Seaside Soccer Club (Men's founded 1982 and joined by Queenscliff Women's in 1991) merged in 2004 to form Harbord Seaside United Football Club



NARRABEEN FOOTBALL CLUB 50 YEARS



Soccer was first introduced in Narrabeen in 1950 when the Narrabeen Waratahs was founded under the guidance of Mr. Stan Duke Senior. A member of this club was Bob Hazelwood (Possum) who was selected to play for Auburn 1st Div. at the age of 17, along with several other local boys.

In 1950 the Manly Warringah Soccer Association fielded 15 senior teams. There were 5 C grade teams and 4 D grade teams. Narrabeen Waratahs entered teams in C and D grades.

Narrabeen Amateur Soccer Club was formed on 18th March 1963 at a public meeting. Eddie Rogers was elected President and John Booth was elected Secretary. In the early years games were played on Narrabeen Lake Park, and a small field at Kitchener Park Mona Vale.

After negotiations with Warringah Shire Council, Narrabeen was allotted 1 field and later on 3 fields on the Polo Fields at North Narrabeen, to-day known as Pittwater Rugby Park, the home ground of the Warringah Rats. Every Saturday before a game could be played, horse manure had to be removed from the fields and when it rained the fields flooded and this meant draining the water off into the open drains. We needed many volunteers as you can imagine and happily they were always there. During this time our canteen consisted of 2 tents which had to be raised and dismantled for each event and were run by the NYC Ladies

The club began on 6th May 1965 when Narrabeen RSL called a meeting at which every sporting code with the name 'NARRABEEN' could attend. These included "The Narrabeen Amateur Soccer Club, North Narrabeen Cricket Club and the Swallows Basketball club. These clubs agreed to join forces to form what we know today as the Narrabeen Youth Club.

The first committee meeting was held on the 25th August 1965 and operations started as the Narrabeen RSL Youth Club. The First President was Harold Spackman. The facilities of the Narrabeen RSL bowling club were used as a venue for meetings and social events. The first AGM of the Narrabeen RSL youth club was held on 25th November 1966. Under the Constitution, seven RSL members had to be on the committee of the Youth club. To keep the club functioning and in the absence of seven willing RSL members, it was agreed to rename the club to Narrabeen Youth Club. Elected members were President Bill Gooding, Secretary Ron Beattie and Treasurer Tim Morrison.

During this era there was a surplus of young boys in the area, so Ted Blackwood and John Foord formed a kindergarten team and called them the Narrabeen Midgets. With the Manly Warringah Soccer Association's consent, letters were sent to all the local soccer teams inviting them to form their own Midget Teams, and a meeting was held at 103 Gondola Road, Narrabeen which resulted in the forming of the Sub Juniors in the Association. The rules to-day are similar to the ones set up when the Narrabeen Midgets were formed.

In early 1966 council advised the Club new dressing sheds would finally be built and temporary tin sheds would be supplied until a new building could be completed. This sounded very encouraging as we had 20 soccer teams in the local competition.

A club badge was required to recognise our NYC growing membership. Sue Gibbs won a competition for her design of the Narrabeen Youth club logo.



About this time the Soccer Club bought an old Mr. Whippy ice cream van to be used as a canteen. The only trouble was it wasn't registered, so with the help of (Buddy) Pearson the van was towed down to the fields with a car in front and a car behind and then back home again every Saturday. This proved a lot more comfortable for the ladies in the canteen.

In 1966 the Narrabeen R.S.L. Youth Club became the Narrabeen Youth Club with several sections including Soccer, Cricket, Basketball (now known as Netball) Gym, Yoga, Ballroom Dancing, Table Tennis, Squash and Fishing. The soccer section went from strength to strength and many successful picnic days, gala days and bus trips were held both at home and away. Memorable among these were gala days against Bass Hill R.S.L. Soccer Club, Lindwood Soccer Club, Umina Soccer Club and Sawtell Soccer Club.

In the period between 1966 and 1970 they developed 3 fields, and were negotiating for new dressing sheds when suddenly Council handed it all over to the Warringah Rugby Union and Narrabeen Soccer Club were unceremoniously moved off the fields altogether and they were back to 1 field at Boondah Road.



In 1972 a Canteen Storeroom was built (in the same place as the new Canteen Building) and the Narrabeen R.S.L. Memorial Club sold us their Bowling Club Building for \$1.00. This building was moved from the Narrabeen R.S.L. in Nareen Parade to the present site on Boondah Reserve in 3 stages. In 1975 it was officially opened as the Narrabeen Youth and Community Centre Hall, and in 1980 it was officially re-named The Ted Blackwood Youth and Community Centre Hall

In 1977 the Club was invited into the Premier League. The results were not good at first, but it was a stepping stone to the future years. In 1992 NYC was invited again into the MWFA Premier League and returned to the Sydney academy of sport until the turn of the Millennium.

In 1980 the Club was divided into Junior and Senior Sections. The Senior section was 3 teams in N.S.W. Div 1, 5 teams in A/L, and 2 U/18 teams. The Seniors trained at the Narrabeen Fitness Camp Grounds, and as a Federation team they were known as Warringah Narrabeen. The juniors continued on as before.

In 1980 The Manly Warringah Soccer Association held a Centenary Carnival. The main event was a parade of floats from Manly Gas Works, through Manly and finishing up at Dee Why. Narrabeen entered a Float and won 1st prize. A top effort from Hans Bosschieter, Dave Scarlett, Don Chessell, Ted Blackwood.



Over the past 50 years Narrabeen Youth Club has been privileged and proud to recognise the outstanding achievements of many players. While playing under the NYC banner, many players gained a record number of games for the club. To celebrate the anniversary, the club adopted a new playing strip for the whole Club. Narrabeen now has access to the synthetic field at Narrabeen Sports High and two fields at Boondah reserve.

Certainly 2015 has been a stellar year for the Club, winning the 2015 MWFA Men's Premier League Champions, 2015 MWFA Men's O35-1 Champions and 2015 Men's O35 NSW Champion of Champion Runner Up

In 2015 Club boasts 970 members and continues to be a successful and popular sporting club and is highly regarded in the local community. This is an amazing reflection of the commitment and dedication of all the past and present club committees as well as a true testament to Ted Blackwood, who has been inspirational over the past 50 years. Over the years membership numbers have been up and down. In our best year we registered 45 teams in the local competition, and it is hoped that the Black and White colours of the Narrabeen Youth Club Soccer Section will be around for many years to come.



HISTORY OF EXECUTIVE OFFICERS

Year	President	Secretary	Treasurer	Senior Vice President
1947	F Alder	G Hudson	G Hudson	
1948	F Alder	G Hudson	T Burke	
1949	F Alder	G Hudson	W Fogarty	
1950	R A Baker	G Hudson/J Tilley	J McClelland	
1951	R A Baker	J Tilley	M Alagich/C West	
1952	R A Baker	J Tilley	J Ayre	
1953	R A Baker	J Tilley	J Baker	
1954	R A Baker	J Tilley	J Miller	
1955	R A Baker	J Tilley	R A Baker	
1956	R A Baker	J Tilley	R A Baker	
1957	R J Parker	J Tilley	H Freeman	
1958	R J Parker	J Tilley	H Freeman	
1959	R J Parker	F Curtis	A Cowie	
1960	R J Parker	F Curtis	A Cowie	
1961	J Tilley	F Curtis	B Emery	
1962	A Cowie/R Parker	R Tetstall	A C Carlson	
1963	A Cowie	B Emery	A C Carlson	
1964	J Thomson	B Emery	B Knight	
1965	B Emery	C Sutton	B Knight	
1966	B Emery	C Sutton	B Knight	
1967	B Emery	C Sutton	B Knight	
1968	B Emery	C Sutton	B Knight	
1969	C Jones	C Sutton	B Knight	
1970	C Jones	C Sutton	B Knight	R Gillings
1971	C Jones	C Sutton	R Gillings	R Gillings
1972	F Bones	F Parker	R Gillings	F Finch
1973	F Bones	K Atkinson	R Gillings	N Lawrence
1974	F Bones	K Atkinson	R Gillings	N Lawrence
1975	F Bones	K Atkinson	R Gillings	N Lawrence
1976	F Bones	J Nettheim	R Gillings	J Castely
1977	F Bones	J Nettheim	R Gillings	J Castely
1978	J Castely	F Bones	R Gillings	F Bones
1979	J Castely	L Lems	R Gillings	M Samuels
1980	M Samuels	L Lems	L Lems	F Bones
1981	J Castely/W Connor	L Lems	E Beckett	K Donnell
1982	W Connor	L Lems	E Beckett	D Hardyman
1983	W Connor	L Lems	E Beckett	M Ticehurst
1984	W Connor	L Lems	E Beckett	M Ticehurst
1985	W Connor	L Lems	E Beckett	M Ticehurst
1986	W Connor	S Russell	E Beckett	M Ticehurst
1987	W Connor	W Connor	E Beckett	M Ticehurst
1988	F Bones	S Russell	E Beckett	M Ticehurst
1989	F Bones	S Russell	E Beckett	K Pester
1990	F Bones	S Russell	E Beckett	C Vale
1991	C Vale	S Russell	E Beckett	F Bones
1992	C Vale	S Russell	E Beckett	F Bones
1993	C Vale	S Russell	E Beckett	Mrs L Ward
1994	C Vale	S Russell	E Beckett	Mrs L Ward
1995	Mrs L Ward	S Russell	E Beckett	G Kellow
1996	Mrs L Ward	S Russell	E Beckett	G Kellow
1997	Mrs L Ward	S Russell	E Beckett	G Kellow
1998	Mrs L Ward	S Russell	E Beckett	G Kellow / K Pester
1999	Mrs L Ward	S Russell	E Beckett	G Kellow / K Pester
2000	Mrs L Ward	S Russell	E Beckett	G Kellow/ K Pester
2001	Mrs L Ward	R Turner	E Beckett	G Kellow/K Pester
2002	Mrs L Ward	R Turner/S Russell	S Christie/D Tomlinson	K Pester/R Fanning
2003	Mrs L Ward	S Russell	D Tomlinson	K Pester/R Fanning
2004	Mrs L Ward	S Russell	D Tomlinson	K Pester/R Fanning
2005	Mrs L Ward	S Russell	D Tomlinson	K Pester/R Fanning
2006	R Fanning	A Edwards	D Tomlinson	K Pester/J Smit
2007	R Fanning	A Edwards	D Tomlinson	K Pester/ J Smit
2008	R Fanning	A Edwards	D Tomlinson	K Pester/J Smit
2009	R Fanning	A Edwards	D Tomlinson	K Pester/J Smit

HISTORY OF EXECUTIVE OFFICERS

Year	President	Secretary	Treasurer	Snr Vice President
2010	R Fanning	A Edwards	D Tomlinson	K Pester/J Smit
2011	R Fanning	A Edwards	D Tomlinson	K Pester/J Smit
2012	R Fanning	A Edwards	D Tomlinson	K Pester/J Smit
2013	R Fanning	A Edwards	D Tomlinson	K Pester/J Smit
2014	R Fanning	A Edwards	R Carollo	K Pester/ J Smit
2015	J Smit	A Edwards	R Carollo	K Pester /D Wilson

HISTORY OF MANAGEMENT COMMITTEE OFFICERS

VICE PRESIDENT

Year	Vice President
1980	K Donnell
1981	J Scane, J Payne, M Ticehurst
1982	J Scane, J Payne, M Ticehurst
1983	J Scane, J Payne
1984	J Scane, J Payne, P Lovett (Resigned)
1985	J Scane, J Payne, D Charlton
1986	D Tice, L Parker, J Loupis (Resigned)
1987	D Tice, J Delaney , T Broughton
1988	D Tice, C Vale, T Broughton
1989	M Ticehurst, C. Vale, I Turner (Resigned)
1990	M Ticehurst, T Byrnes, M Pittman
1991	M Ticehurst, T Byrnes, L Ward

Year	Subjunior	Junior	Senior	Women	Trophies
1992	E Neill	T Byrnes	B Stocks		
1993	E Neill	T Byrnes	B Stocks		
1994	S Thompson	T Byrnes	B Stocks		
1995	G Carroll	T Byrnes	G Kellow	M Beckett	
1996	G Carroll		T Byrnes	M Beckett	
1997	G Carroll		T Byrnes	F Bond	L Gale
1998	G Carroll	A Edwards	R Turner	F Bond (res)/N Midlane	L Gale
1999	G Carroll	A Edwards	R Turner	N Midlane	L Gale
2000	G Carroll	A Edwards	R Turner	S Dundon	
2001	G Carroll	A Edwards	D Anglicas	S Dundon	
2002	G Carroll	A Edwards	D Anglicas	J Mastroianni	
2003	G Carroll	A Edwards	D Anglicas	R Ferguson	
2004	G Carroll	A Edwards	D Anglicas	R Ferguson	
2005	G Carroll	A Edwards	D Anglicas	R Ferguson	
2006	G Carroll	D Brennan	J Mesite	R Ferguson	
2007	G Carroll	D Brennan	J Mesite	R Ferguson	L Gale
2008	G Carroll	D Brennan	J Mesite	R Ferguson	L Gale
2009	G Carroll	D Brennan	J Mesite	R Ferguson	L Gale
2010	G Carroll	D Brennan	J Mesite	R Ferguson	L Gale
2011	G Carroll	D Brennan	J Mesite	R Ferguson	L Gale
2012	G Carroll	D Brennan	D Broughton	R Ferguson	L Gale
2013	G Carroll	D Brennan	D Broughton	R Ferguson	
2014	G Carroll	D Brennan	D Wilson	R Ferguson	
2015	T Davies	D Brennan	D Wilson	R Ferguson	

REGISTRAR

Year	Registrar
1947	G. Hudson
1948	V Pomeroy
1949	J Ayre
1950-1952	J Baker
1953	R Watson & F Cranfield
1954 -1956	F Cranfield
1957- 1958	F Curtis
1959-1960	B Emery
1961	R J Parker
1962	B Emery
1963	R Alford
1964-1965	No Records
1966-1969	F Finch & S Finch
1970-1971	F Bones
1972-1977	S Bones
1972-1974	S Finch (Junior)
1974-1977	B Smith (Junior)
1975-1999	B Smith
2000-2006	B Smith (Junior) & L Gale (Senior)
2007-2011	M Winston (Junior) & L Gale (Senior)
2012-2013	D Graham, M Edwards & L Gale
2014-2015	D Graham, M Edwards & P Auld

ASSISTANT SECRETARY

Year	Assistant Secretary
1947-1948	G. Hudson
1949	J Ayre
1950	J Baker
1951-1952	J Ayre
1953	M Cossins
1954 -1956	R J Parker
1957	L McClelland
1958	A Pitter
1959	A James
1960-1963	A Pitter
1964-1979	No Records
1980-1982	S Bones
1983-1985	J Loupis
1986-1995	S Bones
1996-1998	S Bones
1999	No Appointment
2000-2015	T Davies

ATTENDANCE AT MEETINGS 2015

MANAGEMENT COMMITTEE

Name	Office	Maximum Management-8	Maximum Council-8
J Smit	President	7	8
A Edwards	Secretary	7	8
R Carollo	Treasurer	4	4
D Wilson	Snr Vice President	8	8
K Pester	Snr Vice President	6	6
T Davies	Vice President (Sub Juniors)	7	7
D Wilson	Vice President (Seniors)	8	8
D Brennan	Vice President (Juniors)	8	6
R Ferguson	Vice President (Women)	8	6
P Auld	Registrar	8	7
M Edwards	Registrar	6	8
D Graham	Registrar	5	6
T Davies	Assistant Secretary	7	7

CLUB ATTENDANCE AT COUNCIL MEETINGS 2015

Club	Maximum Council-8
Avalon	8
Beacon Hill	4
Brookvale	8
BTH Raiders	8
CC Strikers	7
Curl Curl	7
Dee Why	6
Forest Killarney	6
HS United	8
Manly Allambie	8
Manly Vale	8
Mosman	8
Narrabeen	8
Pittwater	7
Seaforth	8
St Augustines	8
Wakehurst	8

MWFA ADMINISTRATION

CURRENT SALARIED POSITIONS

The full time and part time salaried staff, currently employed, are as follows:

Jeremy Toivonen – General Manager
Lee-Anne Sestanovich – Administrator
Angela Crandell – Receptionist
Louise Blair - Receptionist
Craig Midgley – Technical Director and Youth Development
Derek Turner - Accounts Manager
Keith Pester – Judiciary Secretary

HISTORY OF STAFF EMPLOYMENT

General Manager Position established in May, 2000:

Jeremy Toivonen commenced May, 2000 to present.

Administrator position established in April, 2005:

Vanessa Henderson employed as Office Manager April, 2005 and left on 25th September, 2009.

Lee-Anne Sestanovich 12th December, 2009 to present.

Part Time Receptionist position established in February, 2008:

Kim McCormick 25th February, 2008 to 10th March, 2009.

Lee-Anne Sestanovich 9th March, 2009 to 11th December, 2009

Jan Patterson 11th December, 2009 to 17th June, 2011

Angela Crandell 18th July 2011 to present

Louise Blair 1st July 2013 to present

Technical Director and Youth Development position established in July, 2003:

Phil Moss from July, 2003 to May 2010.

Phil resigned to take up a position with Graham Arnold's CC Mariners A-League Team.

Richy Williams from June 2010 to November 2011. Richy resigned to return to Wales with his family

Craig Midgley from October 2011 to present.

Judiciary Secretary Position established as a part time paid position in 2008:

Syd Russell up to December, 2008.

Keith Pester from December, 2008 to present.

Accounts Manager Position established as a part time position in 2006:

Barbara Cifala from 2006 to October 2014

Derek Turner from January 2015 to present

BACKGROUND

With the increasing administrative load on MWFA Volunteers, in the late 1990's the MWFA decided to employ staff to take on much of the administrative burden of running the Association day to day.

Over the years the roles and responsibilities of several existing Management Committee positions were moved into the full time MWFA Administration roles.

The main tasks performed are financial management, management of the draw and rescheduling of washout games, results and tables management, website management, and the publishing and distribution of the Soccer Post (since 2009).

PRESIDENT'S REPORT

This is my first report as the very proud president of the Manly Warringah Football Association (MWFA). My first year as president has been very busy and certainly challenging and rewarding at the same time.

As we look back on another year of football in Manly Warringah we can all be proud of the successes that all areas of the Association have achieved in 2015. We all look forward to the football season starting and before we know it, it's over. I just can't believe how fast this season has gone.

The weather was not kind to us at the beginning of the season with many rounds washed out. This resulted in many very frustrated players, coaches, managers and even parents. To the credit of everyone, we were able to catch up the majority of games before the season's end. We were able to do this using the many grounds that we have upgraded to 100 lux lighting over the past 10 years. Thanks to all for accommodating these games during the season. A special thank you needs to go to Andrew Edwards, MWFA secretary, who has the unenviable task of organizing rescheduled games week in week out, thank you Andrew for a job well done again this season.

This year saw a healthy increase in registration numbers, approx 10%, across all ages but especially in the sub juniors. I think this increase was due to the success of the Socceroos in the Asian cup back in January here in Australia. The outstanding success of the Matildas in Canada at the Women's World cup this year should also result in an increase in the Women's game here in Manly Warringah.

The highlight of my year, as usual, was working on the Grand Final days at Cromer Park and seeing all the smiling faces. This year the weather gods were kind and the football top class from the under 12's through to our golden oldies, the over 35 and even the elite over 45's.

I think the biggest disappointment for 2015 is the way certain clubs are prepared to protect players and spectators who decide to abuse officials of the game or club officials and who blatantly break rules which are in place for the good of the game. The legal costs incurred by the MWFA come from the very grass roots players which these clubs purport to represent. In the coming seasons I will be endeavouring to introduce policies and structure that will give the power back to the MWFA to deal with these clubs in the future.

This year the Executive and Management committees, together with the support of clubs, have introduced a number of new policies which will come into play in the 2016 season which will certainly assist in this matter. These include the Amateur Policy, Player Quota Policy, the Academy Direction policy and the MWFA Premier League Application and Participation Agreements.

These documents and policies have been put in place with the support of the clubs to continue to improve the great game here in Manly Warringah as well as to ensure all clubs are playing on a level playing field.

We have again this year worked together with the Manly Warringah Football Referees Association (MWFR). It is unfortunate to still have an issue with referee abuse especially since this has been mentioned in annual reports for many, many years. Again this year the judiciary has had far too many cases of referee abuse. I know of quite a few referees that have given it away because of the constant and unrelenting abuse, especially in the junior ranks. We, as a combined group, need to address this situation. It starts at club level; it's very hard to improve the situation when sometimes clubs support their players in cases of referee abuse, instead of imposing their own sanctions or suspensions. Again we need to be working together to improve the situation.

Again this year the player referees system worked well without being perfect. We still have a good working relationship with the referee association, unlike some other Sydney associations, and we need to keep working together to improve the standard and treatment of all referees.

One of the main issues we still face is the shortage of grounds to allow our 17,000 plus players to play each weekend during winter. This problem does not have an easy solution. With the ground lighting grants we have been able to get a lot of grounds up to 100 lux for night games which were again used this year including some midweek games. We need to put pressure on council to allow us access to some grounds which are under-utilised during winter. I will continue to work with council and the other winter codes to try and get a better access to some of these grounds in 2016.

During 2015 I attended a club meeting of all 17 clubs at some stage. It was a pleasure to meet so many wonderful, hard working people all over the peninsula. These everyday people put in long hours at countless meetings, and devote their time to assist in the running of our great game. I would like to thank each and every one that has devoted time and effort into making football in this area the success that it is. We need to encourage and recognize the efforts of all the volunteers within our association.

I wish to thank all the Executive and Management committees for all their efforts and more importantly, their time over the past year, and I look forward to working with them all again over the next 12 months. A special thank you to our hard working team in the office headed again by Jeremy, our general manager. A special mention must go to Lee-Anne who works well beyond what is expected. The work load in the office has increased just like our registration numbers and we should never underestimate the efforts of all the team that make our great game run so smoothly.

Our longest serving Management committee member, Rhonda Ferguson, VP Women's for the past 13 years, has decided not to contest the position this year. I would like to thank Rhonda on behalf of everyone, especially from all the girls and women who have played or been involved with football in Manly Warringah over the past 13 years. Rhonda has overseen the growth in the women's side of the MWFA from 2003. We all wish Rhonda the very best in the future and we hope to see her around the grounds in the years ahead.



Lastly I would like to thank my wife, Wendy and my kids for the support and for allowing me to give something back to the game that has given me and my family so much enjoyment over many years.

Let's all work together to ensure the continued success in 2016.

Jeff Smit
President MWFA



MWFA MERITORIOUS SERVICE AWARDS

1985	Ted Blackwood	Warriewood	1996	Steve Gosling	CC Strikers
1985	Don Tice		1997	Michael Bosschieter	Narrabeen YC
1985	Bruce Hutton	Curl Curl YC	1997	Max Turnbull	Manly Vale
1986	Velma Sestanovich	Manly Vale	1997	Rob Hessell	Manly Allambie
1986	Joan Finlay	Manly	1997	Ida Rigoni	CC Strikers
1986	Don Logan	Seasiders	1997	Cas Greco	Manly Vale
1986	Terry Allen	Avalon	1998	Roland Luke	Avalon
1986	John Mesite	Brookvale	1998	Noel Robertson	St Augustines
1987	Tony Seaman	Curl Curl YC	1998	Mick Meechan	MWSA Reps
1987	Warren Squires	Curl Curl/Dee Why	1998	David Anglicas	St Augustines
1987	John Wainwright	Manly Vale	1998	David Mollard	Mosman
1987	Reg Smith	Seaforth YC	1999	Bill Mc Burnie	MWSRA
1987	Fred Parker		1999	Con Pithis	Wakehurst
1987	John Bailey	Harbord Diggers	1999	Vince Macri	MWSA Dolphins
1987	Mike Carlowe	Mosman	1999	Ray Fanning	MWSA
1988	Terry O'Connell	Pittwater RSL	2000	Ross & Debbie Cordukes	CC Strikers
1988	Beryl MacDougall	Sporting Union	2000	Paul Connah	Dee Why
1988	Denzyl Joyce	Sporting Union	2001	Greg Fennell	Dee Why
1988	Cyril Jack	MWSRA	2001	Tony Davies	Beacon Hill
1988	Albert Siddons	Forest	2001	Neville Drake	BTH
1988	Trevor Croal	Collaroy Plateau	2001	Sam Mesite	Brookvale
1988	John Loupis	Mosman	2001	Henry Schydlo	Pittwater RSL
1988	Graeme Coates	Seaforth YC	2001	David Broughton	Seasiders
1988	Marios Economides	Allambie	2001	Lizetta Femia	Brookvale
1988	John Maunder	Wakehurst	2002	John Nicotra	St Augustines
1989	Neil Davison	Manly Vale	2002	Michael & Roz DeRome	Curl Curl
1989	Peter Clarke	Collaroy Plateau	2003	Peter Fennell	Narrabeen YC
1989	Paul Rudgley	Pittwater RSL	2003	Greg Carroll	MWSA
1989	Lorna Gale	Pittwater RSL	2003	Lyn & Keith Radford	Seaforth YC
1989	John Ward	Collaroy Plateau	2003	Tom Miles	Manly Vale
1989	Don Gale	Pittwater RSL	2003	Peter Symonds	Pittwater RSL
1990	Jim Delaney	Long Reef	2004	Jeff Smit	St Augustines
1990	Val Jefferson	Allambie	2004	Ed Neill	MWFA
1990	John Fitzgerald	Wakehurst	2005	Kim Linay	Beacon Hill
1990	Alice Marshall	Manly SC	2005	Tim Riley	
1990	Pedro Lopez	Curl Curl	2005	Peter Tracey	HSU
1990	John Bashford	Manly Vale	2005	Wayne McSorley	CC Strikers
1990	Ron Coffey	Curl Curl YC	2005	Richard Hooker	CC Strikers
1990	Kevin Martin	Collaroy Plateau	2005	Colin Barry	Forest Killarney
1991	Dave Clapham	Manly Vale	2005	Joan Croal	CC Strikers
1991	Keith Pester	Wakehurst/MWSC	2005	Rocky Carlino	Brookvale
1991	Dennis Bayley	Manly Vale	2005	Peter Auld	Manly Vale
1991	Judy Head	Seaforth YC	2006	Tony Bruzzano	Manly Vale
1991	John Henson	BTH	2006	Annette Burgoyne	Pittwater RSL
1991	Scott Campbell	Balgowlah RSL	2006	Brian Geoghegan	Brookvale
1991	Frank Molinaroli	Curl Curl YC	2006	John & Kerrie Koster	Beacon Hill
1992	Alan Hoy	Harbord Diggers	2006	Dylis Graham	Avalon
1992	Michael Wilson	Pittwater RSL	2006	Andrew Edwards	Wakehurst & MWFA
1992	Phil Smealie	Seaforth YC	2006	Bryan Floyd	Wakehurst
1992	Linda Ward	Collaroy Plateau	2007	Jim Trevenar	MUFC
1992	Robyn Skene	Wakehurst	2007	David & Debbie Scott	Beacon Hill
1992	Connie Greco	Manly Vale	2007	Colin Ritchie	Pittwater
1992	Wendy Thompson	Manly Allambie	2007	David Waller	Seaforth
1992	Steve Springett	Forest Killarney	2007	Mike Kirk	Avalon
1992	Linda Bell	Manly Allambie	2007	David Tomlinson	Manly Allambie
1992	Michael Deane	MWSC Ltd	2008	Tony Cavalieri	Brookvale
1993	John Catchpool	Manly Allambie	2008	Ross Downie	BTH Raiders
1993	Don Tice	Harbord Diggers	2008	Rick Asher	Avalon
1993	Bob Verduin	Wakehurst	2009	Warren Meppem	Forest Killarney
1993	Judy Kellow	Cromer YC	2009	Paul Mulligan	HSU
1993	Ted Byrnes	Collaroy Plateau	2009	Suzy Broughton	HSU
1993	Michael Speed	Dee Why	2009	Michael Sestanovich	Manly Vale

MWFA MERITORIOUS SERVICE AWARDS

1993	Lionel Stacey	Narrabeen YC	2010	John Kowtan	Avalon
1994	W (Billy) Glasgow	Harbord Diggers	2010	Larry Duke	Narrabeen
1994	Bev Hessel	Manly Allambie	2010	Michele Winston	MWFA
1994	Wes Jamieson	BTH	2010	Marc Adam	Dee Why
1994	Chris Doran	Wakehurst	2011	Neil Burgoyne	Pittwater
1994	Robert Turner	Forest Killarney	2011	Sandra Parkin	Narrabeen
1994	Bev Brewer	Harbord Diggers	2011	Roger Graham	Avalon
1994	Jean Young	Curl Curl YC	2012	Richard Wright	Seaforth
1994	Bob Dunn	MWSA Reps	2012	Dave Wilson	Seaforth
1994	Peter van Wensveen	Collaroy Plateau	2013	Drew Benjamin	Wakehurst
1995	Peter Campanella	Brookvale	2013	Jay Tofferi	Narrabeen
1995	Michael Rogan	Narrabeen YC	2013	Caroline Musik	Wakehurst
1995	Rhonda Withers	Seasiders	2013	Trevor Watson	Manly Allambie
1995	Graham Sutherland	Manly Allambie	2014	Anita Paul	Forest Killarney
1996	Graham Berry	St Augustines	2014	Karen Carlson	Beacon Hill
2009	Alistair Campbell	Avalon	2014	Vince Vescio	Beacon Hill
2010	David Howell	Manly Allambie	2014	David Brennan	Wakehurst / MWFA

MWFA MERITORIOUS SERVICE AWARDS 2014

Anita Paul – Forest Killarney FC



Anita's first association to FKFC was in 2003 when her partner, Gavin Burke would bring her to his games and she would always be willing to help out either in the canteen or the bar, or just finding something to do. So great was her contribution she was given a president's Award in 2004, and with that in hand she was elected to the Committee in 2005 as Administrator - a title that does not do justice to her efforts and contribution to the Club.

In 2006, she accepted the position again and along with a few others was responsible for pushing the Club into the age of technology. Anita was a leading light for the development and implementation of an on-line registration and payment system. FKFC was one of the first clubs to achieve this in the MWFA.

Over this period she also found a bit of time to have a run with the O35 Ladies for a few years till common sense prevailed, when she realised you can enjoy a glass of wine post match without actually playing.

In 2007 she took on an Executive Committee position and became our Registrar, probably the most difficult and time consuming job on the committee.

Amazingly, she took on the role again in 2008 and, in recognition of her tireless efforts around the clubhouse, as well as her contribution towards reforming the registration process and getting our database in order, she won the Committee Person of the Year award in both 2007 and 2008.

In 2009, Anita was elected as our President and also performed the duties of registrar. So successful was her tenure as President and her efforts with the registration process that in 2009 the MWFA awarded FKFC club the Syd Russell Memorial Trophy for the best run club in the MWFA.

Anita has been our President from 2009 to 2014 after which she retired from the position to take up residence in New Zealand.

All in all, Anita has presided over some of the most significant changes in the clubs 50 year history. Not since the amalgamation of the two Forest and Killarney clubs has there been such a drive towards the growth and future security of our beloved FKFC.

For her services to Forrest Killarney & football in Manly Warringah the MWFA would like to honour Anita with a Meritorious Service Award

MWFA MERITORIOUS SERVICE AWARDS 2014 cont.

Karen Carlson – Beacon Hill FC



Karen joined Beacon Hill in 2003 when her son joined the Club, her first role was as manager of his team and she has continuously managed ever since.

In the same year Karen put her hand up to join the committee as the U/8's co-ordinator and the following year as the U/9's coordinator as well as assistant Treasurer.

In 2006 Karen followed this up by being the Juniors coordinator as well as assisting in the running of the soccer camps a position she held for 4 years.

In 2010 Karen took on the role of grading coordinator and two years later added the role of assistant to the Women's coordinator as well, this together with being the website manager, a role she still holds today

This year Karen stepped up to the Vice Presidents role of the Club.

Karen has been involved on registration & presentation days and is a valuable member of the Beacon Hill Club assisting wherever she is needed.

For her services to Beacon Hill & football in Manly Warringah the MWFA would like to honour Karen with a Meritorious Service Award

David Brennan – Wakehurst FC & MWFA



David has an incredible coaching record at Wakehurst FC, winning many Major & Minor Premierships, two State Cups and two Champion of Champions.

He has also coached two teams in the same year 6 times.

David started coaching in 2002 with the Under 6 Whales (his son Aaron's 2nd year in 6's), he has not had any years off since then and he has often coached more than one team at a time.

2009 - 14-1A won both the MWFA Competition and the Knockout Final, the State Cup and Champion of Champions. He also coached the 16-3 team.

2013 - 18-1A won both the MWFA Competition and the Knockout Final, the State Cup and Champion of Champions.

David has been on the Committee at Wakehurst for 10 years, since 2008 as Vice President in charge of Youth - . He's also been Competition Secretary and is the current Treasurer.

A fantastic ambassador for the Wakehurst club as well as his involvement with MWFA

David has also been Vice President of Juniors on the MWFA Management Committee since 2006.

For his services to Wakehurst & football in Manly Warringah the MWFA would like to honour David with a Meritorious Service Award

MWFA MERITORIOUS SERVICE AWARDS 2014 cont.

Vince Vescio – Beacon Hill FC



Vince's first introduction to Beacon Hill Football was in 2002 to assist his son's team in U/11s as Manager & assistant Coach, he then went on to coach for the following 7 years. He continued to Coach other family members teams up to the present day

In 2004 Vince came on board to assist the Beacon Hill Committee in various ways. He started primarily as a grader of teams & from there took on women's Coordinator role for over 8 years, steered the grading Committee up to present time for 10 years. Vince & his wife Rose ran the Canteen for 3 years.

He later became vice President & then President & is still the current president for past 3 years & looking forward to 2015.

Vince has been a major factor in Beacon Hill's rise in the Women's side of the Club & has taken on the Presidents role with heaps of enthusiasm & continually looks forward to ways to improve the Club in ways to nurture the players through their development in the Club.

For his services to Beacon Hill & football in Manly Warringah the MWFA would like to honour Vince with a Meritorious Award

OUTSTANDING ACHIEVEMENT AWARD 2014

Ray Fanning – MWFA & MANLY UNITED



Ray Fanning was acknowledged for his years of dedicated service to the MWFA at Monday Night's AGM as he stepped down from his Presidential role.

His years of dedicated service have left a significant mark on the development of football on the peninsula and will not be forgotten.

Many thanks from everyone on the footballing peninsula Ray!

MWFA PERPETUAL AWARD HISTORY

Year	President's Cup	Syd Russell Memorial Secretary's Shield	Executive Award
1979	Terrey Hills		
1980	Belrose - Terrey Hills		
1981	Forest		
1982	Wakehurst		
1983	Forest		
1984	Wakehurst		
1985	Pittwater RSL	Collaroy Plateau YC	Brookvale
1986	Wakehurst	Beacon Hill YC	M.A.F.S.C.
1987	Wakehurst	Manly SC	Brookvale
1988	Wakehurst	Cromer YC	Pittwater RSL
1989	Wakehurst	Manly Vale	Manly Vale
1990	Wakehurst	Allambie	Brookvale
1991	Wakehurst	Wakehurst	Mosman
1992	Pittwater RSL	Brookvale	Curl Curl YC
1993	Pittwater RSL	BTH Raiders	Mosman
1994	Pittwater RSL	Seaforth YC	Beacon Hill YC
1995	Collaroy Cromer SC	Narrabeen YC	Wakehurst
1996	Pittwater RSL	Pittwater RSL	Mosman
1997	Pittwater RSL	Avalon	Wakehurst
1998	Pittwater RSL	CC Strikers	Wakehurst
1999	Wakehurst/Pittwater	Harbord Diggers	Beacon Hill Y
2000	Wakehurst	St Augustines	Wakehurst
2001	Wakehurst	BTH Raiders	Wakehurst
2002	Beacon Hill YC	Mosman	Mosman
2003	Seaforth YC	Forest Killarney	Pittwater RSL
2004	Wakehurst	Manly Vale	Pittwater RSL
2005	Wakehurst	CC Strikers	Forest Killarney
2006	Wakehurst	Mosman	CC Strikers
2007	Wakehurst	Curl Curl	Beacon Hill
2008	Manly Allambie	Seaforth	Avalon
2009	Wakehurst	Forest Killarney	Manly Vale
2010	Wakehurst	Narrabeen	CC Strikers
2011	Wakehurst	Wakehurst	CC Strikers
2012	Wakehurst	BTH Raiders	Pittwater
2013	Avalon	Manly Vale	Seaforth
2014	St Augustines	Harbord Seaside Utd	Pittwater RSL
2015	Forest Killarney	Forest Killarney	Pittwater RSL

MWFA PERPETUAL AWARDS JUNIORS 2015

Trophy	Category	Winner
Presidents Cup	Champion Junior Club	Forest Killarney
Union Jack Trophy	Best Performed Junior Div 1 Team	Forest Killarney U12/1
Soccer Post Defence Trophy	Junior Team with Best Defence	Seaforth W12/1 and Manly Vale W12/2A
Craig McGrath Encouragement Award	Junior Team Needing Most Encouragement	St Augustines U16/3

MWFA PERPETUAL AWARD HISTORY cont.

Year	Ron Saveall Award Men's Premier League	Trent Patten Award Men's AL 1	Judy Head Award Women's Open
1979			
1980	Curl Curl YC		
1981	Pittwater RSL		
1982	Pittwater RSL		
1983	Pittwater RSL		
1984	Pittwater RSL		
1985	Pittwater RSL		
1986	Seaforth YC		
1987	Belrose Terrey Hills		
1988	Belrose Terrey Hills		
1989	Mosman		
1990	Mosman		
1991	Mosman		
1992	Brookvale	Mosman	
1993	Pittwater RSL	Pittwater RSL	
1994	Pittwater RSL	Wakehurst	
1995	Brookvale	Wakehurst	BTH Raiders WAL 2
1996	Pittwater/Wakehurst	Avalon	Seasiders WAL 1
1997	Narrabeen YC	Belrose Terrey Hills	Manly Vale WAL 3
1998	Wakehurst	Wakehurst	Wakehurst WAL 3A
1999	Mosman/Avalon	Forest Killarney	Pittwater WAL 3A
2000	Mosman	Manly Vale	Manly Vale WAL 2
2001	Mosman	Seaforth	Strikers WPL
2002	Beacon Hill YC	Mosman	Wakehurst WPL
2003	Avalon	Wakehurst	Not Awarded
2004	Mosman	Wakehurst	Pittwater WAL 1
2005	Wakehurst	BTH Raiders	Manly Vale WAL 1B
2006	Beacon Hill	BTH Raiders	Brookvale WAL1 Manly Vale WAL1 B
2007	Beacon Hill	Manly Allambie	Brookvale WPL Manly Vale WPL
2008	Manly Allambie	Pittwater RSL	Pittwater WPL
2009	Forest Killarney	Beacon Hill	Harbord Seasiders Utd WPL
2010	Wakehurst	St Augustines	Manly Vale WPL B
2011	Manly Allambie	Beacon Hill	Pittwater WPL
2012	Wakehurst	Beacon Hill	Brookvale WPL
2013	Wakehurst	Harbord Seasiders Utd	Manly Vale WPL B
2014	Wakehurst	Wakehurst	Brookvale WPL Wakehurst WPL
2015	Wakehurst	Avalon	Wakehurst WPL

MWFA PERPETUAL AWARDS SENIORS 2015

Trophy	Category	Winner
Executive Award	Champion Senior Club	Pittwater
Trent Patten	AL 1 Fair Play Award	Avalon
Judy Head	Women's Open Fair Play Award	Wakehurst
Ron Saveall	Premier League Fair Play Award	Wakehurst
Syd Russell Memorial Secretary's Shield	Best Club Administration	Forest Killarney
Soccer Post Website Trophy	Best Website	Pittwater RSL

PREMIER LEAGUE INDIVIDUAL AWARDS HISTORY

Year	Lorna Gale PL Player of the Year	Rookie of the Year	Goalkeeper of the Year	Clubman of the Year	Coach of the Year	Golden Boot
1984	Dale Halpin Seaforth YC	Joe Smith Manly Vale	Mark Chapman Brookvale			
1985	Neil Edwardson Brookvale	Richard Fry Curl Curl YC	Max Van Leeuwin Terrey Hills	Michael Reynen Manly SC		
1986	Greg Harpur Seaforth YC	Paul Smit Manly SC	John Saunders Mosman	Dave Coady Manly SC		
1987	Mark Kroschell Brookvale	Sean Westwood Seaforth YC	Brett Hersee Manly SC	Dave Flaskas Terrey Hills		
1988	Jurgen Muller Mosman	Steven Finlay Manly SC	Peter Antic Pittwater RSL	Greg Jones Allambie		
1989	Dudley Fox Brookvale	Sam Condamitti Brookvale	Greg Bower Dee Why	Terry Allen Avalon		
1990	Gary Sandtner Seasiders	Daniel Smit Manly SC	Leon Brilman Manly Vale	Sam Mesite Brookvale		
1991	Simon Euers Brookvale	Marcus Von Euw Wakehurst	Leon Brilman Manly Vale	Michael Soderberg Seasiders		
1992	Stuart Cleary Seasiders	Milan Jaglica Manly Vale	Warwick Tingle Manly Vale	Les Macedo Pittwater RSL		
1993	No Awards	No Awards	No Awards	No Awards		
1994	No Awards	No Awards	No Awards	No Awards		
1995	Simon Rhead Wakehurst	Carl McCreath Manly Vale	Warwick Tingle Manly Vale	Bryan Moore Manly Vale		
1996	Aaron Ferguson Pittwater RSL	Danny Townsend Belrose Terrey Hills	Warwick Tingle Manly Vale	Wesley Ryder Brookvale		
1997	Ross Etherington Wakehurst	Ben Molyneux Wakehurst	Mark Whitby Manly Allambie Utd	Craig Cavanagh Curl Curl YC		
1998	Adam Townsend BTH Raiders	Greg McKitterick Pittwater RSL	Mark Whitby Manly Allambie Utd	Jim Little Narrabeen YC		
1999	No Awards	No Awards	No Awards	No Awards		
2000	Mark Nicholson CC Strikers	Mathew Turner Mosman	Peter Cveticanin Pittwater	Brian Geoghegan Brookvale		
2001	Roland Webber Pittwater Wayne Pierce Brookvale	Danny Moore Wakehurst	Hamish Carroll Beacon Hill	Not awarded		
2002	Bobby Colville Mosman	Tim Boorman Beacon Hill YC "BJ" Inkster St Augustines	Peter Dougheney Wakehurst	Nick Bogunovic Pittwater RSL Michael Sestanovich		
2003	Ross Etherington Brookvale	Stefano Teghini Pittwater RSL	"BJ" Inkster St Augustine	Simon Euers Brookvale		
2004	Adam Townsend Wakehurst	Not Awarded	Ian Moores Manly Vale	Peter Tracey HSU	David Anglicas St Augustines	
2005	Roland Weber Pittwater	Peter Wye CC Strikers	Ian Moores Manly Vale Hamish Carroll Beacon Hill	Jeff Smit St Augustine	Michael Symons Avalon	
2006	Bobby Colville Forest Killarney	Eric Sebulonsen Manly Vale	Jamie Kukuron Dee Why	Tony Calboutin Mosman	Glen Wood Forest Killarney	Jurg Dierkes Brookvale Stefan Teghini Pittwater RSL
2007	Paul Mulligan HSU	Matthew Bowden BTH Raiders	Darren Sekulic Pittwater RSL	Mark Ninness Manly Vale	Dean Harding Narrabeen	Simon Teofilo Beacon Hill
2008	C Hallett BTH	D Greco Manly Vale	S Jansen BTH Raiders	N Tracey Manly Allambie	D Bonney Manly Allambie	R Woods Manly Vale F Gigliotti Brookvale

PREMIER LEAGUE INDIVIDUAL AWARDS HISTORY cont.

Year	Lorna Gale PL Player of the Year	Rookie of the Year	Goalkeeper of the Year	Clubman of the Year	Coach of the Year	Golden Boot
2009	Kai Alagich Wakehurst	Tom Reeves Pittwater	Dean McCreath Narrabeen	Justin Rainbird Wakehurst	David Bonney Manly Allambie	Luke Ryan Manly Allambie
2010	Robin Woods Manly Vale	Tommy Freemantle Beacon Hill	Peter Dougheney Wakehurst	Darren Kynoch-Kelly Forest Killarney	Nigel Mahoney CC Strikers	Mitchell Lensink Pittwater
2011	Jared West Manly Allambie Gregg McKittrick Brookvale	Mitchell Marks Manly Vale	Brendan Inkster St Augustines	Chris Rodgers Manly Allambie	Paul Jeurgens Wakehurst	Stefan Teghini Pittwater
2012	Pascale Julliard Narrabeen	Michael Ball Wakehurst	Peter Dougheney Wakehurst	Rocco Papalia Brookvale	Lewis Furlong CC Strikers	Stefan Teghini Pittwater
2013	Daniel Bateup Avalon Pascal Julliard Narrabeen	Angus Thomson St Augustines	Ross Fleming Beacon Hill Rocco Papalia Brookvale Peter Dougheney Wakehurst	Anthony Vescio St Augustines	Ian Brooks Pittwater	Adam Bosward Pittwater
2014	Jakub Sklenar Narrabeen	Andrew Green Wakehurst	Dean McCreath Pittwater	Jordan Perkins Mosman	Bob Catlin Manly Vale	Jakub Sklenar Narrabeen
2015	Sam Byrne Mosman	John Bushnell Wakehurst	Rocco Papalia Narrabeen	Peter Robertson St Augustines	Joe Santarosa Narrabeen	Tyson Masters Manly Vale



Lorna Gale PL Player of the Year Sam Byrne (Mosman)



Golden Boot – Tyson Masters (Manly Vale)



Coach of the Year – Joe Santarosa (Narrabeen)



Rookie of the Year – John Bushnell (Wakehurst)

WOMENS PREMIER LEAGUE INDIVIDUAL AWARDS HISTORY

Note: From 2002-2006 there was no WPL.

Year	Player of the Year	Rookie of the Year	Goal Keeper of the Year	Coach of the Year	Golden Boot
2000	Laura Roemer Seasiders Rachel Casson Dee Why				
2001	Jenny Carter Pittwater				
2007	Melissa Lawther Wakehurst	Kate McPhee Avalon			Hayley Weston Brookvale
2008	No Awards	No Awards	No Awards		No Awards
2009	Amanda Young Forest Killarney Di Murace Brookvale	Kara Eggleston Manly Vale A			Briony Mattocks Brookvale
2010	Jess Wootton Beacon Hill Tess Adema Avalon	Chelsea Meatchem Avalon			Jemma Euers Brookvale Jacqui Lumb Forest Killarney
2011	Alice Kirby Avalon Julia Waugh HSU	Ellie Van Yzendoon Beacon Hill			Eliza Ashcroft Manly Vale B
2012	Anna Granberg Manly Vale A	Skye Ludlow CC Strikers	K Eggleston Manly Vale B		Eliza Ashcroft Anna Granberg Manly Vale A
2013	Renae Jolly Pittwater	Marli Jones Wakehurst	Melinda White Pittwater		Jess Wootton Beacon Hill Anna Jamison Manly Vale A
2014	Michelle Piggott Manly Vale B Gabrielle Miles Wakehurst	Jessie Williams Seaforth	Melinda White Wakehurst	Tony Bruzzano Manly Vale A	Jemma Euers Brookvale
2015	Alice Kirby Avalon	Tomika Hillebrand-Shaw Manly Vale B	Tara Bradshaw Mosman	Donna Stuart Wakehurst	Jemma Euers Brookvale



Coach of the Year
Donna Stuart



Player of the Year
Alice Kirby (Avalon)



Rookie of the Year (M Vale B)
Tomika Hillebrand-Shaw



Goalkeeper of the Year
Tara Bradshaw (Mosman)



Golden Boot
Jemma Euers(Brookvale)

COMPETITION TROPHY WINNERS 2015

WOMEN

Division	Champions	Runners Up	KO Winners
WU12 1	Seaforth	Pittwater	Curl Curl/Wakehurst (Joint)
WU12 2	Manly Vale A	CC Strikers	CC strikers/Pittwater (Joint)
WU12 3	Mosman	Brookvale	Mosman
WU13 1	Avalon A	Seaforth	Avalon A
WU13 2	Pittwater	Curl Curl	Pittwater/CC Strikers (Joint)
WU14 1	Avalon	Wakehurst	Manly Vale
WU14 2	Pittwater B	Manly Allambie	Pittwater B
WU14 3	BTH Raiders	Beacon Hill	BTH Raiders
WU16 1	CC Strikers	Brookvale	CC Strikers/Avalon (Joint)
WU16 2	Curl Curl	Brookvale	Curl Curl
WU16 3A	Forest Killarney	Avalon A	Forest Killarney/Avalon A(Joint)
WU16 3B	Manly Vale	Avalon B	Manly Vale/Beacon Hill (Joint)
WU18 1	Avalon	Wakehurst A	Avalon
WU18 2	Seaforth	Manly Vale	Seaforth
WPL	Brookvale	Manly Vale A	Brookvale
WPL R	Beacon Hill	Harbord Seaside Utd	Harbord Seaside Utd
WAL 2	Mosman	CC Strikers	CC Strikers
WAL 3	BTH Raiders	Seaforth B	BTH Raiders
WAL 4	Seaforth	CC Strikers A	Seaforth
WAL 5	Manly Vale	Dee Why	Dee Why
WO35 1	Pittwater	Wakehurst	Wakehurst
WO35 2	Manly Vale A	BTH Raiders	BTH Raiders
WO35 3	Beacon Hill	Manly Allambie	Beacon Hill

GRAND FINAL RESULTS

WU12 1	Curl Curl	1	1	Wakehurst
WU12 2	CC Strikers	0	0	Pittwater
WU12 3	Mosman	1	0	Brookvale
WU13 1	Avalon A	1	0	Seaforth
WU13 2	Pittwater	2	2	CC Strikers
WU14 1	Avalon	2	1	Manly Vale A
WU14 2	Pittwater B	1	0	Wakehurst
WU14 3	BTH Raiders	2	0	Beacon Hill
WU16 1	CC Strikers	1	1	Avalon
WU16 2	Curl Curl	2	1	Avalon
WU16 3 A	Forest Killarney	1	1	Avalon A
WU16 3 B	Manly Vale	0	0	Beacon Hill
WU18 1	Avalon	4	3	Beacon Hill
WU18 2	Seaforth	3	2	Manly Vale
WPL	Brookvale	2	1	Manly Vale A
WPL R	Harbord Seaside Utd	4	1	Seaforth
WAL 2	CC Strikers	2	1	Pittwater
WAL 3	BTH Raiders	3	1	Seaforth B
WAL 4	Seaforth	5	2	CC Strikers A
WAL 5	Manly Vale	0	2	Dee Why
WO35 1	Pittwater	2	0	Wakehurst
WO35 2	Manly Vale A	4	5	BTH Raiders
WO35 3	Beacon Hill	1	0	CC Strikers

COMPETITION TROPHY WINNERS 2015

JUNIORS

Division	Champions	Runners Up	KO Winners
U12 1	Forest Killarney	Beacon Hill	Forest Killarney
U12 2	Forest Killarney	Pittwater	Forest Killarney/Pittwater (Joint)
U12 3	Wakehurst	Forest Killarney	Forest Killarney/Pittwater (Joint)
U12 4	Harbord Seaside Utd	BTH Raiders	BTH Raiders
U12 5	Mosman	Wakehurst	Wakehurst
U13 1	Wakehurst	St Augustines	Wakehurst/St Augustines (Joint)
U13 2	St Augustines	Pittwater	Pittwater/Mosman (Joint)
U13 3A	Curl Curl	Manly Vale	Curl Curl
U13 3B	Forest Killarney	BTH Raiders	Forest Killarney
U14 1	Beacon Hill	Wakehurst	Dee Why
U14 2	St Augustines A	Wakehurst	St Augustines A
U14 3	BTH Raiders	CC Strikers	BTH Raiders/CC Strikers (Joint)
U14 4	Pittwater	CC Strikers	CC Strikers
U15 1	Seaforth A	Beacon Hill	Beacon Hill/Wakehurst (joint)
U15 2A	Manly Allambie	Harbord Seaside Utd	St Augustines A
U15 2B	Manly Vale	Beacon Hill	Manly Vale
U15 3A	Manly Allambie A	St Augustines A	St Augustines B
U15 3B	Dee Why	Forest Killarney	Dee Why
U16 1	Forest Killarney	St Augustines	Seaforth
U16 2	Wakehurst	St Augustines A	Wakehurst
U16 3A	Beacon Hill A	Narrabeen	Narrabeen
U16 3B	Seaforth	Mosman B	Seaforth/Mosman B (Joint)

GRAND FINAL RESULTS

U12 1	Forest Killarney	1	0	Avalon
U12 2	Forest Killarney	1	1	Pittwater
U12 3	Forest Killarney	0	0	Pittwater
U12 4	Harbord Seaside Utd	0	3	BTH Raiders
U12 5	Wakehurst	3	1	Pittwater
U13 1	Wakehurst	0	0	St Augustines
U13 2	Pittwater	1	1	Mosman
U13 3A	Curl Curl	2	1	Manly Vale
U13 3B	Forest Killarney	2	0	BTH Raiders
U14 1	Dee Why	2	0	Seaforth
U14 2	St Augustines A	1	0	Wakehurst
U14 3	BTH Raiders	2	2	CC Strikers
U14 4	Pittwater	1	2	CC Strikers
U15 1	Beacon Hill	1	1	Wakehurst
U15 2A	Manly Allambie	2	4	St Augustines A
U15 2B	Manly Vale	3	1	CC Strikers B
U15 3A	St Augustines B	2	1	Wakehurst
U15 3B	Dee Why	4	1	Forest Killarney
U16 1	St Augustines	1	2	Seaforth
U16 2	Wakehurst	3	1	BTH Raiders
U16 3A	Narrabeen	4	1	Manly Vale
U16 3B	Seaforth	2	2	Mosman B

COMPETITION TROPHY WINNERS

SENIORS

Division	Champions	Runners Up	KO Winners
U18 1	Wakehurst A	St Augustines	Wakehurst
U18 2	Narrabeen	Wakehurst	Narrabeen
U18 3	Pittwater	St Augustines A	Pittwater
U18 4	Manly Vale	Beacon Hill	Manly Vale
U18 5	Forest Killarney	BTH Raiders	Forest Killarney
AL1	Manly Allambie	Mosman	Beacon Hill
AL1 R	Beacon Hill	Manly Allambie	Beacon Hill
AL2	Pittwater	Harbord Seasiders Utd	Pittwater
AL2 R	Mosman	Manly Vale	Manly Vale
AL3	Pittwater	Forest Killarney	Pittwater
AL3 R	Curl Curl	Pittwater	Curl Curl
AL4	BTH Raiders	Curl Curl	Wakehurst
AL4 R	Wakehurst	Dee Why	Brookvale
AL5	Wakehurst	Narrabeen	Wakehurst
AL5 R	CC Strikers A	Dee Why A	CC Strikers A
AL6	Forest Killarney	Manly Allambie B	Manly Allambie B
O35 1 A	Narrabeen A	Wakehurst A	Wakehurst
O35 1 B	Manly Allambie	Wakehurst C	Brookvale
O35 3 A	Curl Curl A	Beacon Hill A	Beacon Hill A
O35 3 B	Manly Vale B	CC Strikers	Mosman
O35 4	Brookvale	Manly Vale	Brookvale
O35 5	Beacon Hill A	Curl Curl	Beacon Hill A
O35 6	Avalon A	Manly Vale	Avalon
O35 7	Wakehurst	Beacon Hill	Beacon Hill
O35 8	Mosman	Beacon Hill	Mosman
SNR	Pittwater	Beacon Hill B	Pittwater
PL	Narrabeen	Pittwater	Pittwater
PL R	Pittwater	St Augustines	Pittwater

GRAND FINAL RESULTS

U18 1	Wakehurst A	1	0	Beacon Hill
U18 2	Narrabeen	4	2	Wakehurst B
U18 3	Pittwater	5	4	Narrabeen
U18 4	Manly Vale	4	1	Avalon
U18 5	Forest Killarney	4	2	Mosman
AL1	Harbord Seasiders Utd	0	1	Beacon Hill
AL1 R	Beacon Hill	1	0	Manly Allambie
AL2	Pittwater	2	1	St Augustines
AL2 R	Manly Vale	6	1	Harbord Seasiders Utd
AL3	Forest Killarney	0	1	Pittwater
AL3 R	Curl Curl	4	1	Narrabeen
AL4	BTH Raiders	7	8	Wakehurst
AL4 R	Dee Why	1	3	Brookvale
AL5	Wakehurst	4	2	CC Strikers
AL5 R	CC Strikers A	4	2	Dee Why A
AL6	Forest Killarney	1	2	Manly Allambie A
O35 1 A	Narrabeen A	0	1	Wakehurst A
O35 1 B	Manly Allambie	1	2	Brookvale
O35 3 A	Curl Curl A	1	2	Beacon Hill A
O35 3 B	Mosman	5	4	CC Strikers
O35 4	Brookvale	4	3	Forest Killarney
O35 5	Beacon Hill A	2	1	Curl Curl
O35 6	Beacon Hill	0	3	Avalon
O35 7	Wakehurst	3	4	Beacon Hill
O35 8	Mosman	1	0	Forest Killarney A
SNR	Pittwater	2	0	Beacon Hill B
PL	Narrabeen	2	3	Pittwater
PLR	Pittwater	8	0	St Augustines

MWFA CHALLENGE CUP 2015

Men

	Home	v	Away	Score
Round 1	Forest Killarney	v	Pittwater	0 - 5
	Manly Allambie	v	Seaforth	0 - 4
	Beacon Hill	v	Avalon	1 - 0
	Brookvale	v	Dee Why	3 - 1
	Harbord Seaside Utd	v	Mosman	0 - 3
	Mosman	v	Manly Vale	1 - 2
	Wakehurst	v	CC Strikers	0 - 1
	Narrabeen	v	St Augustines	4 - 1
Round 2	Pittwater	v	Seaforth	1 - 2
	Beacon Hill	v	Brookvale	0 - 3
	Mosman	v	Manly Vale	6 - 7
	CC Strikers	v	Narrabeen	2 - 5
Semi final	Seaforth	v	Brookvale	1 - 4
	Manly Vale	v	Narrabeen	4 - 4 (Narrabeen won on penalties)
Final	Brookvale	v	Narrabeen	3 - 1

Women

	Home	v	Away	Score
Round 1	Curl Curl (WAL2)	v	Manly Vale A	0 - 12
	Beacon Hill	v	Seaforth	2 - 1
	Mosman	v	Wakehurst - W18/1	1 - 5
	Harbord Seaside Utd	v	Dee Why - WAL2	11 - 0
	Avalon	v	Wakehurst	3 - 5
	Manly Vale B	v	Brookvale	4 - 2
	Beacon Hill - W18/1	v	Wakehurst - WPLR	2 - 5
	BTH Raiders - WAL2	v	Manly Vale B - WPLR	0 - 5
Round 2	Manly Vale A	v	Beacon Hill	1 - 6
	Wakehurst - W18/1	v	Harbord Seaside Utd	2 - 5
	Wakehurst	v	Manly Vale B	3 - 2
	Wakehurst - WPLR	v	Manly Vale B - WPLR	4 - 5
Semi final	Beacon Hill	v	Harbord Seaside Utd	9 - 1
	Wakehurst	v	Manly Vale - WPLR	6 - 0
Final	Wakehurst	v	Beacon Hill	3 - 3 (Beacon Hill Won on penalties)

FNSW WARATAH CUP 2015

The Waratah Cup is a state wide 'FA Cup' style knockout competition commencing in March open to men's teams from the NSW Premier League 1, NSW Premier League 2, NSW State League Divisions One and Two, as well as local Association Men's teams. In 2015 the Mosman, Pittwater and Manly Vale Premier League teams entered the Cup. NPL 1 teams enter the competition at Round 4.

The table below shows the results for Manly Warringah teams.

Round	Home	v	Away	Score
Round 3	Hurstville FC	v	Manly Vale	1 - 0
	Western Condors	v	Mosman	4 - 0
	Pittwater RSL			BYE
Round 4	Werrington	v	Manly United	0 - 0
	Pittwater	v	The Entrance	1 - 1 6 - 10 Pens
Round 5	Manly United	v	Bonnyrigg	2 - 1
Round 6	Manly United	v	Sydney Olympic	1 - 2

MELWOOD SYNTHETIC FIELDS



This season saw the development of the synthetic fields at Melwood. The two ovals at Melwood were the worst wet weather fields in the MWFA, being the first closed on a wet weekend day and often closed when there was rain during the week.

The Warringah Shire Council, with contributions from the MWFA and Forest Killarney Football Club, undertook a project to construct two synthetic full size fields on Melwood Oval. The project involved extensive drainage works to ensure runoff was effectively removed from the fields. The project is part of the \$4 million Forestville Playing Fields Masterplan. The two full sized fields and the Subjunior fields at Melwood were closed for most of the season until the opening in mid August in time to host the Premier League Semi-finals. The closure of

Melwood for most of the season was accommodated by using Killarney Oval fulltime and re-distributing Forest Killarney games to other local fields.



MWFA RECORD IN FNSW CHAMPION OF CHAMPIONS

Since 1972 the Champion of Champions tournament has been conducted by Football NSW Community Football and is the pinnacle of Association based competition from all over the State. The Champions of the age groups listed below from every FNSW Association (Metropolitan & Country) play against each other in a knockout style competition to decide the ultimate Champion in each age group.

Competing age groups in 2015 were:

U12 U13 U14 U15 U16 U17 U18 U21 O35 O45 AA
W-U12 W-U14 W-U16 W-U18 W-U21 W-O30 W-AA

In 2014 the MWFA entered teams in every age group except U17, U21, and WU21. There was no MWFA competition in these age groups.

Year	Club	Division	Year	Club	Division
1971	Seaforth YC	U21	2003	Brookvale SC	All Age Men
1974	Wakehurst	U7	2004	Seaforth	WU12
1975	Wakehurst	U8	2005	Wakehurst	WU12
1976	Seaforth YC	U21	2005	Beacon Hill	WU14
1977	Seaforth YC	U18	2006	Beacon Hill	WU16
1980	Wakehurst	U18	2006	Brookvale	All Age Women
1980	Avalon Utd	All Age Men	2007	Avalon	WU18
1983	Killarney SC	All Age Men	2007	Beacon Hill	WU16
1985	Seaforth YC	All Age Men	2009	Wakehurst	U14
1989	Brookvale	All Age Men	2010	Forest Killarney	U11
1990	Wakehurst	U15	2010	Brookvale	U16
1990	Brookvale	All Age Men	2010	Wakehurst	WU16
1992	Seasiders	All Age Men	2010	Brookvale	O35 Men
1994	Seasiders	All Age Women	2011	Pittwater	All Age Men
1995	CC Strikers	U12	2011	Manly Vale	All Age Women
1995	Brookvale	All Age	2011	Seaforth	WU16
1997	Pittwater RSL	U14	2012	Manly Vale	All Age Women
1997	Seasiders	All Age Women	2012	Pittwater	All Age Men
1997	Wakehurst	All Age Men	2013	Avalon	WU16
1998	Brookvale	All Age Men	2013	Seaforth	WU18
1998	Seasiders	All Age Women	2013	Wakehurst	U18
2000	Seasiders	All Age Women	2014	Wakehurst	O35 Men
2001	Seasiders	All Age Women	2014	Brookvale	WU14
2001	Pittwater RSL	All Age Men	2014	Avalon	WU16
2002	Seasiders	All Age Women	2014	Wakehurst	WU18
2002	Brookvale SC	All Age Men	2015	Wakehurst	U18



MWFA CHAMPION OF CHAMPIONS RESULTS 2015

U12	13 Sept 15	SASS	0 v 4	Forest Killarney
	20 Sept 15	Mt Pritchard	2 v 3	Forest Killarney
	27 Sept 15	Forest Killarney	1 v 0	Coniston
	Semi Final			
	11 Oct 15	Forest Killarney	2 v 0	Kanwall Rovers United
	Final			
	18 Oct 15	Castle Hill United	4 v 3	Forest Killarney
U13	13 Sept 15	Dubbo City Rangers	1 v 3	Wakehurst
	20 Sept 15	AC United	4 v 0	Wakehurst
U14	13 Sept 15	South Dubbo	1 v 2	Beacon Hill
	20 Sept 15	Mt Prichard	2 v 0	Beacon Hill
U15	13 Sept 15	Wellington Warriors	0 v 3	Seaforth
	20 Sept 15	AC United	3 v 0	Seaforth
U16	13 Sept 15	Forest Killarney	BYE	
	20 Sept 15	Mt Prichard	1 v 2	Forest Killarney
	27 Sept 15	Forest Killarney	0 v 2	Port Kembla
U18	20 Sept 15	Wakehurst	5 v 1	Gymea United
	27 Sept 15	Emu Plains	0 v 1	Wakehurst
	Semi Final			
	11 Oct 15	Wakehurst	7 v 2	Heffron Hawks
	Final			
	18 Oct 15	Connells Point	1 v 2	Wakehurst
AAM	13 Sept 15	Dubbo	3 v 1	Narrabeen
O35	20 Sept 15	Narrabeen	3 v 1	Como West Jannali
	27 Sept 15	North Sydney United	0 v 2	Narrabeen
	Semi Final			
	11 Oct 15	Narrabeen	3 v 0	Dunbar Rovers
	Final			
	18 Oct 15	Leichhardt Tigers	1 v 0	Narrabeen
WU12	27 Sept 15	Seaforth	0 v 2	Camden Tigers
WU14	13 Sept 15	Avalon	BYE	
	20 Sept 15	AC United	2v 1	Avalon
WU16	13 Sept 15	Collaroy Cromer Strikers	BYE	
	20 Sept 15	Mt Pritchard	0 v 4	Collaroy Cromer Strikers
	27 Sept 15	Collaroy Cromer Strikers	3 v 0	Narellan Rangers
	Semi Final			
	11 Oct 15	Collaroy Cromer Strikers	3 v 0	Kiama
	Final			
	18 Oct 15	Colo	1 v 0	Collaroy Cromer Strikers
WU18	20 Sept 15	Avalon	BYE	
	27 Sept 15	Avalon	7 v 0	Kellyville
	Semi Final			
	11 Oct 15	Russell Lea Women's	0 v 8	Avalon
	Final			
	18 Oct 15	Avalon	0 v 2	Narellan Rangers

MWFA CHAMPION OF CHAMPIONS RESULTS 2015 cont.

AAW	13 Sept 15	RSL 78	2 v 7	Brookvale
	20 Sept 15	Wetherill Park	0 v 8	Brookvale
	27 Sept 15	Brookvale	3 v 1	Albion Park
	Semi Final			
	11 Oct 15	Brookvale	2 v 1	Dunbar Rovers
	Final			
WO30	18 Oct 15	Epping YMCA	1 v 0	Brookvale
	20 Sept 15	Pittwater	BYE	
	27 Sept 15	Pittwater	4 v 3	Tarrawanna
	Semi Final			
	11 Oct 15	Kellyville	0 v 7	Pittwater
	Final			
	18 Oct 15	Pittwater	1 v 4	Marton



MWFA ASSISTANT SECRETAR, MWFA FNSW LIASION OFFICER & MWFA VICE-PRESIDENT - JUNIOR FOOTBALL - AGE GROUPS 6 TO 11

In this Annual Report for 2015 I have many to thank for their tireless efforts during 2015 and previously, in the successful running of the MWFA:

From President, Jeff Smit, through the Executive Committee (EC), my fellow Management Committee (MC) members and our excellent Office Staff, led well by Jeremy Toivonen, with great support from Lee-Anne Sestanovich, Angela Crandell and Louise Blair.

To this list we must add our Club Delegates and Committees who worked with me to make MWFA Minute Taking and Distribution more effectively disseminated through their Clubs. As well we have been well served by our Life Members taking a keen interest in the Football business through 2015.

Next I need thanks all Club members associated with the Under 6 to 11 teams. Thanks to all who worked through the newly modified Local Laws. With the assistance of David Brennan (VP-MWFA Youth Football) and the notes from our previous VP Junior Football in Greg Carroll, I was able to run successful Laws courses plus generate a new set of Local laws with some early input to do some 'tweaking'. Hopefully, we will have established a Sub-Committee to deal with Local Laws, through Clubbies volunteering further to fine-tune a new version for 2016.

Now I must outline the campaigns of our Club teams who volunteered to contest what is generally called the 'FNSW State Cup Tournaments' (the State Cups are the Frank Broughton, Robertson, Bill Cullinan, Cheryl Salisbury and the {remainder simply called} State Cups) earlier this year.

Thirty-four MWFA Club teams volunteered to take on teams from all over NSW. The results elsewhere in this Report show the tireless efforts of players and officials during May and June. Unfortunately our four Finalists were outclassed in Finals' scores but, in the true MWFA tradition, gave of their all.

Our Club Division 1 teams, that won the 'MWFA League Championships' at the end of the main 2015 season went on to represent the MWFA against Division 1 winners from other NSW Amateur Associations, again far-and-wide travel There were fourteen Grade teams that contested Round 1, with Finalists, on 18th October at the refurbished Valentine Sports Park, in Forest Killarney FC (Grade 12 Boys), Wakehurst FC (Grade 18 Men), Collaroy Cromer Strikers FC (Grade 16 Women), Avalon SC (Grade 18 Women), Brookvale FC (All Age Women), Narrabeen FC (Over 35 Men) and Pittwater RSL FC (Over 35, playing in the CofC as Over 30, Women). Of these, the only winning team on the scoreboard was Wakehurst FC. However, all our Finalists did their best but most were slightly outclassed or took wrong options. The G.12 B team had to endure 25 plus 25 minutes of gruelling Football, then the 7.5 minutes plus 7.5 minutes of Extra Time. This was followed by a penalty shoot-out where FKFC was beaten 4 penalties to 3. In my books these young guys endured 65 minutes plus the penalties. That's some time-span!!!! WFC was victorious in Extra Time after a magnificent corner kick into the penalty area which was superbly headed in just above the keeper's head to win 2 to 1. The excitement in all seven matches was great with NFC Men's Over 35 battling out for almost two hours just going down in extra time. Again congratulations to all teams, officials and supporters in giving your best performance on the day for your respective Clubs and as fine representatives of the MWFA. I congratulated all players and officials for their strong performances on the day, win or lose.

Thanks again to all with whom I am associated with Football and I look forward to Season 2016 when it all starts again with MWFA Football. To all Club Committees, players, officials and supporters I urge you to have a relaxing off-season (unless involved in some fun Summer Football and planning for 2016). May you have a Festive 2015 Christmas Holiday Season and may New Year 2016 promise more achievements. I look forward to seeing many of our Football Family in 2016, through my various roles (Assistant Secretary, MWFA Liaison Officer FNSW Tournaments – State Cups and Champion of Champions and as Vice-President MWFA Junior Football – Ages 6 to 11). Please read the Annual Report statistics in this Annual Report document showing Season 2015's interesting details.

May 2016 see all refreshed and as keen participants in 'The World Game'



Tony Davies
Assistant Secretary

FNSW STATE, ROBERTSON AND CULLINAN CUP MWFA Winners

The State, Robertson (U21) and Bill Cullinan (All Age Men) Cup Knockout Tournaments are conducted by Football NSW Community Football for Association based Men's and Women's Teams and Country Association representative or Club teams. This tournament attracts over 700 entries each season and is an opportunity for teams from all areas of Football NSW to compete against teams from outside their own Association. The table below shows MWFA winners.

Year	Club	Division
1977	Seaforth YC	U21
1991	Wakehurst	U16
1997	Wakehurst	U18
1998	St Augustine	U21
2001	Seasiders	AAW
2002	Pittwater RSLSC	U21
2002	Seasiders SC	AAW
2003	Seasiders SC	AAW
2006	Beacon Hill FC	WU14
2007	Wakehurst	WU12
2008	Brookvale	AAW
2009	Wakehurst	U14
2010	Brookvale	U16
2011	Brookvale	AAM
2012	Seaforth	WU18
2012	Beacon Hill	AAW
2013	Seaforth	WU18
2013	Wakehurst	U18

In 2015 knockout tournaments were held in the following age groups:

- U12 U13 U14 U15 U16 U17 U18 O35
- Robertson Cup for U21 Men
- Bill Cullinan Cup for AA Men
- WU12 WU14 WU16 WU18 WO30 AAW

In 2015 MWFA Clubs entered teams in all available age categories except U17 & U21.



FNSW STATE, ROBERTSON AND CULLINAN CUP

Team Results – Men

U12	10 May 15	Hurlstone Park FC Newbury Bulls	3 v 2 1 v 4	Beacon Hill Mosman
	17 May 15	Mosman	1 v 2	Auburn District
U13	10 May 15	Collaroy Cromer Strikers Beacon Hill Wakehurst St Augustines Manly Vale	7 v 1 0 v 3 3 v 0 BYE 1 v 2	Eschol Park Football Club Lilli Pilli FC Miranda Magpies Sydney Juniors
	17 May 15	St Christophers 1 Shellharbour JFC St Augustines	0 v 18 2 v 0 2 v 0	Collaroy Cromer Strikers Wakehurst Bosco
	31 May 15	Collaroy Cromer Strikers St Marys Eaglevale SC	2 v 1 3 v 0	Kogarah Waratah FC St Augustines
	14 Jun 15	Woonona JFC	2 v 0	Collaroy Cromer Strikers
U14	10 May 15	Enfield Rovers FC Georges River Berowra	2 v 1 3 v 0 1 v 3	St Augustines Wakehurst Beacon Hill
	17 May 15	Balmain & District FC	5 v 0	Beacon Hill
U15	10 May 15	Wakehurst Avalon SC Merrylands SFC Seaforth Beacon Hill	0 v 3 BYE 2 v 3 BYE 1 v 2	Arncliffe Aurora FC St Augustines Lakeside Junior FC
	17 May 15	Avalon Menai Hawks Seaforth	1 v 3 1 v 0 1 v 7	Balmain & District FC St Augustines Auburn District
U16	10 May 15	Seaforth St Augustines Engadine Eagles 2	BYE BYE 2 v 5	 Avalon
	17 May 15	Seaforth St Augustines Avalon	4 v 0 2 v 0 0 v 2	Marrickville FC Menai Hawks Padstow Hornets
	31 May 15	St Marys Eaglevale St Augustines	4 v 5 6 v 0	Seaforth Glenwood Redbacks
	14 June 15	Fairfield Pats St Augustines	3 v 1 3 v 1	Seaforth Hurlstone Park Wanderers
	Semi Final			
	28 June 15	St Augustines	3 v 1	Castle Hill RSL
	Final			
	12 July 15	Port Kembla JFC	1 v 0	St Augustines

Team Results – Men cont.

U18	17 May 15	Forest Killarney Wakehurst	1 v 0 9 v 0	Hornsby Heights AC United
	31 May 15	Eastwood St Andrews Wakehurst	1 v 5 8 v 1	Forest Killarney Maroubra United
	14 June 15	Castle Hill United Wakehurst	4 v 1 0 v 2	Forest Killarney Gymea United
AA Men	3 May 15	Mosman	1 v 2	Cronulla Seagulls
O35 Men	17 May 15	Mosman	BYE	
	31 May 15	Mosman	3 v 0	Balmain & District
	14 Jun 15	Mosman	2 v 1	Gladesville Ravens
	28 Jun 15	Mosman	0 v 3	Como West-Jannali 1



Team Results – Women

WU12	17 May 15	Seaforth	2 v 3	Northbridge 2
WU14	10 May 15	Seaforth Wakehurst Avalon	BYE BYE BYE	
	17 May 15	Seaforth Kellyville Sans Souci	2 v 3 0 v 1 1 v 3	Connells Point Rovers Wakehurst Avalon
	31 May 15	Shellharbour JFC Georges River	1 v 2 0 v 1	Wakehurst Avalon
	14 Jun 15	AC United Avalon	2 v 0 1 v 0	Wakehurst Cronulla Seagulls
	Semi Final			
	28 Jun 15	Colo SFC	1 v 0	Avalon
WU16	10 May 15	Manly Vale Wakehurst Avalon	BYE 0 v 3 BYE	Bosco
	17 May 15	Manly Vale Northbridge	2 v 1 5 v 0	Lindfield Avalon
	31 May 15	Bonnet Bay	1 v 4	Manly Vale
	14 Jun 15	Manly Vale	4 v 1	Narellan Rangers
	Semi Final			
	28 June 15	Manly Vale	0 v 1	Colo SFC
WU18	31 May 15	Marrickville FC Collaroy Cromer Strikers Balgownie JFC	0 v 14 0 v 1 4 v 1	Avalon Lakeside Junior Wakehurst
	14 June 15	Narellan Rangers	0 v 3	Avalon
	Semi Final			
	28 June 15	Avalon	4 v 0	Lindfield
	Final			
	12 July 15	Avalon	0 v 1	Connells Point Rovers
AAW	10 May 15	Manly Vale Wakehurst Harbord Seaside	BYE 8 v 1 BYE	Lilli Pilli
	17 May 15	Harrington United Quakers Hill Coogee United	1 v 9 0 v 5 3 v 2	Manly Vale Wakehurst Harbord Seaside
	31 May 15	Marrickville Balmain & District	1 v 5 1 v 5	Manly Vale Wakehurst
	14 June 15	Manly Vale UNSW	1 v 7 1 v 5	Dunbar Rovers Wakehurst
	Semi Final			
	28 June 15	Wakehurst	2 v 1	Glenwood Redbacks
	Final			
	12 July 15	Dunbar Rovers	4 v 1	Wakehurst

SECRETARY'S REPORT

It is hard to believe another season has flown by. Our numbers have again increased this year and our numbers are larger than any time since our founding in 1947. This growth is also consistent with nearly all other Associations.

Administratively we have been stable again with iCompman and My Football Club remaining the prime programs for Registration and managing the draw and competitions. The pre-printed match sheets were used again this year and were successful with very few issues considering the number of games played.

The FIFA requirement for the provision of International Transfer Certificates (ITC) has become a major burden and workload for everybody concerned. Even though the reasons for these ITCs are understandable, their relevance to local Amateur Football is still questionable. Some of these certificates can take three or four months for players who have never played before!

This year we moved closer to the FFA SSG rules by adopting all the rules except having no penalty kicks for U6-U11 and having the offside rule remain for U10 and U11. The 25 metre rule or its equivalent for SSG was also adopted for U10, U11, U12 and U13. We anticipate that in two or three years U12 will also move to 9X9 format.

We had our usual share of washout weekends and the usual number of washouts and cancelled rounds. I would call it a pretty 'typical' year. This year the finals were played as scheduled and Jeff once again organised what should have been another wonderful set of finals days for our teams

One of the major issues that came up this year was the ability of the MWFA to discipline spectators. This issue needs to be dealt with at a constitutional and tribunal structure level. It is regrettable that the MWFA had to spend thousands of dollars on lawyers to defend against Club protests. The constitution must be strengthened to become more consistent. Jeff made a great initiative in arranging for 'Respect' signs to be distributed to Clubs as part of a spectator education campaign.

We also intend to form a General Purposes Tribunal to, amongst other things hear spectator related charges. Based on this year's happenings it is clear the chairman of this committee needs to have some kind of legal background.

In his first year Jeff fast tracked three papers on Academies, Player Quotas and Player Payment. It is very frustrating to have the 'open' secret that players in some Premier League and other teams receive considerable sums of money for playing, well above what classifies them as Amateur in any sense. The Player Payment regulations put a framework around the MWFA and FFA Amateur principles. A player grading committee will be put into place to oversee the implementation of the Player Grading regulations.



Andrew Edwards
Secretary

I would like to thank all the people who together make our Association run - my fellow EC/MC members, Jeremy, Lee-Anne, Angela and Louise in the office and all the hardworking Club Committee members and other volunteers. Above all to Michele for supporting me as well as doing her fulltime Registrar's role so well.

TREASURER'S REPORT

The Association has once again continued its trend over recent years in reporting a robust trading result for the 2015 financial year and a strong net asset position as at 30 September, 2015.

Although the Association is once again reporting a loss (\$89,421) for 2015 the majority of this deficit is associated with the \$250,248 spent on development related expenditure while only recouping \$175,870 in like revenue.

Notwithstanding this shortfall there are a number of positive aspects worth mentioning in relation to the attached financial statements.

Revenue

Gross revenue collected has increased by approximately 13% on 2014 reported results and 7.2% on the budgeted revenue projections tabled 12 months ago. Strong registration numbers continues to fuel this increased revenue base. All revenue streams associated with registration numbers have grown significantly while non-player based revenue streams were significantly in line with our budget except for one-offs including grants and rebates which contributed \$47,320 in 2015.

Expenses

Appropriately all registration based expenditure has grown in line with revenues collected for the same purpose. Our budgeted expenditure for 2015 was exceeded by the same 7.2% in increased revenue with certain specific costs higher than expected. Administration and association employment related costs were on average only 2.3% higher than budget but development related expenditure, as previously mentioned, was 31% higher than budget and approximately \$123,000 higher than actual costs outlaid in 2014. It is important to note that in both 2014 and 2015 the reported losses have in essence been represented by this excess expenditure which has been funded from the Association's cash reserves.

Net Asset Position

The Association's net asset position has decreased from \$1,568,812 to \$1,386,961 over the past two financial years due to funding of the last two years of trading losses.

The proposed 2016 budget will be addressing this issue with the aim of a break even result, predominantly as a result of the much lower budgeted development related expenditure the Association is forecasting.

Nevertheless there will be additional financial cost issues in the next 12 months as the Association deals with additional funding for referees and higher employment related costs to continue to operate the association in an efficient and professional manner.

Auditor's Findings

The Auditor outlines the majority of the abovementioned financial items in his final report.

Importantly the final audit report mentions that the Association ".....trades where possible at a surplus so that it can deal with any major changes in the economy or football issues that may arise..." and ".....that there may be a need to increase pricing in the 2016 football season across the board to ensure that the Association can at least break even.....".

Once again there are no significant recommendations in his final report with regards to changes or improvements in the Association's systems and procedures and accordingly my thanks to both Jeremy Toivonen and Derek Turner (bookkeeper) in this regard.



Summary

The Association has shown a strong commitment to operate within a framework where budgeted revenue and expenditure is both necessary and paramount. There will be periods when a prudent approach needs to be adopted to operate at a surplus and rebuild reserves in readiness for unanticipated costs. Accordingly 2016 may well be one of those years.

Finally I would like to thank all committee members of the Association in tabling my final treasurer's report. I've enjoyed contributing in a small way to the Association over the last two seasons and will continue to support the Association in its future endeavours and its commitment to the football community of the Northern Beaches and the lower North Shore.

Robert Carollo
Treasurer

SENIOR VICE PRESIDENT - REPRESENTATIVE FOOTBALL REPORT

On behalf of the board I would like to thank all our players, coaches and managers for the manner in which they have represented the Manly Warringah Football Association and Manly United FC during the 2015 season.

Once again a big vote of thanks to our coaches for their dedication and hard work, and also to our Technical Director Craig Midgley, Men's head coach Paul Dee, and Technical Director-Women & Women's head coach Sharon Egger.

A special thanks also to all our sponsors, especially our major sponsor Manly Warringah Football Association, for their support of the representative teams. We are always mindful of the assistance our sponsors give, without which we would not be able to compete at the elite level.

Congratulations to our women's teams who have again won the FNSW Club Championship for the umpteenth time.

We say a sad goodbye to Jimmy van Weeran who is moving on to bigger and hopefully better things with Sydney FC, good luck Jimmy from all at MUFC, you will always be welcome at Cromer Park

The parents of our players deserve a special mention for their commitment and their help in the canteen and BBQ and also for the taxi service during the season to all parts of the map.

We look forward to seeing you all again next season and wish you a restful and happy break, short as it is.

Keith Pester President
Jeff Smit President MWFA
Ray Fanning
Ken Hutton Secretary
Mike King
Louis Dimitropoulos
Brian Meinrath
Nick Tomaino
Jeremy Toivonen General Manager and Treasurer



Keith Pester
Snr Vice President Rep. Football
President , Manly United F.C.

SENIOR VICE PRESIDENT - ASSOCIATION REPORT

We started the season with approximately 18000 players and coaches registered throughout the 17 clubs. This was an increase in the vicinity of 10% on the previous season. This increase was put down to a very successful World Cup and Asian Cup campaign. The additional players and teams created a problem to provide training facilities, fields and referees to facilitate all games. Jeremy and the office staff put in a lot of hard work and the result was a season that was enjoyed by most.

It is becoming very difficult to get the message across that abuse of match officials will not be tolerated. Clubs need to be more pro-active to have their players and supporters aware of the problems this abuse creates, as we continue to lose more and more referees to the game each year.

THE GAME NEEDS MORE REFEREES, NOT LESS.

Towards the end of the season we held a forum with the clubs and match officials, to try and address the frustrations and problems we all encounter on an ongoing basis throughout the year. It is expected that a similar night will be arranged prior to next season with the coaches, managers and MWFRA match officials for PL and AL teams to discuss major issues anticipated next season.

We as an association along with the MWFRA body will always be looking to improve the Team Referees situation. We understand the current system is not perfect and we are happy to hear any ideas that may lead to improvements in this area.

In my opinion, for any association to run efficiently it is imperative that new faces and ideas are introduced to the clubs and the association on a regular basis. This prevents the same stale ideas presented year after year. There is always room for people to put up their hands and have a go.

There are many dedicated hard working people that make this great game succeed, for that, I say thank you to you all.

We need you and more to strive to make 2016 an even better year.



David Wilson
Senior Vice President



LIGHTING AND FACILITIES DEVELOPMENT IN THE MWFA

Once the loan for the Lucas Neill Stand and Cromer Park 1 upgrades was paid back in 2007 the MWFA determined to use the \$10 per player levy collected every year to pay for lighting upgrades to bring as many fields as possible up to the standard required to play night games.

Over the last five years over \$450,000 has been spent on subsidizing Clubs in the installation of game grade lighting (see table below).

Ground	Club	Number of Fields	Year	MWFA Lighting Fund Levy Contribution
Abbott Rd	Curl Curl	2	2010	\$60000
Seaforth Oval	Seaforth FC	2	2009	\$60000
Melwood Oval	Forest Killarney	2	2011	\$60000
Ararat Oval	Wakehurst FC	1	2009	\$15000
Warriewood Sports	Pittwater RSL	2	2008	\$25000
Beacon Hill	Beacon Hill FC	1	2008	\$30000
David Thomas	Manly Vale FC	2	2009	\$60000
Careel Bay	Avalon SFC	2	2008	\$60000
Dee Why Oval	Dee Why	1	2008	\$20000
Wyatt Ave	BTH	1	2012	\$30000
Terrey Hills Oval	BTH	1	2012	\$30000
Narrabeen Sports High	Narrabeen	1	2013	Nil – paid by Pittwater Council
Millers	Manly Allambie	3	2013	Nil – paid by WSC
Cromer Park 2,3,4,5	Manly United	4	2013	Nil – paid by WSC

In 2014 the Lighting Levy was converted to a general levy for support of Club Development activities.

Ground	Club	Purpose	Year	MWFA Club Development Contribution
St Matthews Farm	CC Strikers FC	Clubhouse & Amenities	2014	\$100000
Melwood Oval	Forest Killarney	Synthetic Field	2015	\$100000
Allambie Oval	Beacon Hill FC	Lighting	2015	\$65000
Cromer park	All Clubs	Upgrade Amenities Block	2015	\$95000



TECHNICAL DIRECTOR & YOUTH DEVELOPMENT REPORT

A massive year in coach education as taken place within our association.

We now have seven presenters who have all been mentored and trained up to be able to present community coaching courses. All the presenters were mentored in delivering the grassroots course, which helps coaches who are coaching our U6-U9s. They were all mentored in being able to run the skill training certificate, which caters for coaches who are coaching U9s-U13s and they all, were trained to be able to deliver the game training certificate course which is for coaches who are coaching U13s-U17s.

Having these presenters trained and delivering coach education at their associated clubs will help their clubs move forward and improve the standards of what our young local players are being taught. The long term goal is to have a community course presenter within every club delivering courses for their own club coaches.

Having these presenters now available to run courses we managed to deliver 16 community courses this year with over 390 coaches attending a course. The most amount of courses we have ever delivered and the biggest number of coaches that we have seen attending these courses.

The coach education drop in sessions we put on for local coaches at Cromer Park this year were great. Over 50 coaches attended training sessions and had the chance to ask questions and see an elite session running that backs up the coaching course content that these coaches have learnt.

This year the current advanced 'C' license course that I run in Oct/Nov each year had 24 local coaches on it. We now have over 50 local Manly Warringah coaches who have attended the FFA advanced C license course over the last few years.

I am proud to say no other region as anything like that amount of educated coaches. Now that we have a big pool of advanced C license qualified coaches I will be hoping to run the next level advanced course which is the FFA 'B' license course.

I am very happy with the progress we have made this year and it's great to see how far we are ahead of other Associations in the amount of education we are delivering and the amount of willing coaches who want to attend and be educated. Credit needs to be given to the pro-active clubs out there who are asking their coaches to gain these qualifications.

Have a great Christmas



Craig Midgley
MWFA Technical Director
& Youth Development
Coach



MWFA SKILLS ACQUISITION PROGRAM

At the end of the 2014 season a significant review was conducted on the elite player development pathway at Manly United Football Club and the overall effectiveness of our youth development. Several key components were identified as areas for improvement in 2015 with the aim to produce more local elite football players and provide them with the opportunity to achieve their full football potential.

Firstly we aligned the Under 9, 10 and 11 Development Squad and Skill Acquisition Programs. Despite the Development Squad being a training only program, the training content and playing style implemented was that consistent with the Skill Acquisition Program and Boys Youth League teams. It was important to align the two programs targeting the production of more elite youth players who can potentially fill positions in our Boys Youth League sides for many years to come.

We also worked extremely hard to ensure that the coaching staff was also working collaboratively to develop and implement the Manly United Football Club playing style. We ensured that irrespective of the age group the coach was working in, the messages being delivered to the players were both parallel and consistent for the players and thus producing a more effective long term learning effect.

With the vision of producing local elite players, 2016 will see the introduction of the A-League Academy teams competing in the NPL Youth Competitions. Manly United Football Club boasts significant players being invited to Sydney FC and who have spent many years developing here in our programs:

- Ben Koop commenced MUFC Skill Acquisition Program in 2011 as U11.
- Aaron Gurd commenced MUFC Skill Acquisition Program in 2012 as U11.
- Tom Fay commenced MUFC Skill Acquisition Program in 2012 as U11.
- Jake Hollman commenced MUFC Skill Acquisition Program in 2012 as U11.
- Calem Nieuwenhof commenced MUFC Skill Acquisition Program in 2012 as U11.
- Patrick Wood commenced MUFC Skill Acquisition Program in 2013 as U11.
- Cameron Peupion commenced MUFC Skill Acquisition Program in 2011 as U10.
- Bryce Harry commenced MUFC Skill Acquisition Program in 2013 as U11.
- Ronan Conolly commenced MUFC Skill Acquisition Program in 2012 as U10.
- Lachlan Mills commenced MUFC Skill Acquisition Program in 2012 as U9.
- Luke Nieuwenhof commenced MUFC Development Squad Program in 2012 as U9.
- Corey Hollman commenced MUFC Development Squad Program in 2012 as U9.
- Oscar Priestman commenced MUFC Skill Acquisition Program in 2013 as U10

The youth programs that are now offered at Manly United Football Club are some of the best youth football programs being offered within NSW. The Skill Acquisition Program received many accolades from Football NSW Technical Staff and Assessors at the Skill Acquisition Program Gala days.



I would like to thank both the Members on the Board of Directors of Manly United Football Club and the Manly Warringah Football Association for all your support of me and my role here at Manly for the past 5 years. Manly United Football Club is my local Club and the Manly Warringah Football Association is my local Association. I am extremely proud to have been provided the opportunity to work in the role developing local elite youth players.

Jim Van Weeren
MWFA SAP Head Coach

VICE PRESIDENT – JUNIORS

The 2015 season saw the extension of the 25m Rule to include the U12's and U13's age group. This rule serves to deliver two major benefits to young players. Firstly, it allows for and encourages playing out from the back on goal kicks and secondly, it takes the pressure off the players involved in taking the goal kick.

In July this year, we saw the opening of the fantastic new synthetic fields at Melwood Avenue. The Warringah Council and the MWFA have shown that this is likely the most cost-effective model for sports fields in areas like the Northern Beaches where population densities are increasing but new land either can't or is not being made available to build new sports fields. It would be sensational to have similar facilities dotted throughout the peninsula.

Once again we experienced a rain-interrupted season but despite several weekends being washed out, I would like to thank those responsible at the MWFA for the tremendous job they did in rescheduling all those missed youth games by playing them mid-week and on Sundays.

The MWFA is often well represented by our clubs in state competitions and this year was no exception. In the State Cup, CC Strikers U13-1's and Seaforth U16-1's both reached the quarter finals. St Augustine's U16-1's made it all the way to the final only to be narrowly beaten. They played an exceptionally good game in that final. In the Champion of Champions tournament, Forest Killarney U16-1's reached the quarter-final and the Forest Killarney U12-1's reached the final. In what were heartbreaking circumstances for such young players, the U12's were beaten in a penalty shoot-out. Regardless, they played fantastic football and I was immensely proud of their performance.

I'd like to take this opportunity to congratulate Jeff Smit on his first year as President of the MWFA. Jeff has lots of drive and positive energy with a can-do attitude, and is genuinely interested in ensuring that the beautiful game is played and run in the true spirit of amateur community-based football.

In closing, I would like to extend my thanks to coaches, managers, referees, club officials, parents, and supporters for playing your part in providing our youngsters the opportunity to participate in the wonderful game of football. I look forward to seeing you again next year.



David Brennan
Vice President – Youth

HISTORY OF JUNIOR SMALL SIDED GAMES IN MWFA

- 1976 – Last FNSW U7 Champion of Champions
- 1978 – MWFA 6v6 introduced for U7 & U8
- 1984 – Last FNSW U8 Champion of Champions
- 1992 – Last FNSW U9 Champion of Champions
- 1995 – MWFA 9v9 introduced for U9
- 2000 – First U9 Round Robin Gala Days
- 2009 – FFA 4v4 format introduced for U6
- 2010 – FFA SSG 4v4 introduced for U7, FFA SSG 7v7 introduced for U8
- 2010 – Last FNSW U10 Champion of Champions
- 2011 – FFA SSG 9v9 introduced for U10
- 2011 – Last FNSW U11 Champion of Champions and State Cup
- 2012 – U11 changed to U10 Format with no Semi Final Series
- 2013 – U9 changed to 7v7 format. MWFA U6-U11 all play under FFA SSG Format.
- 2015 – 25-m rule adopted for U10&U11. Adopted FFA SSG goalkeeper rule for no disposal out of hands.

VICE PRESIDENT – SENIORS

The 2015 season proved to be a very good year for the men's section of the association with the re-introduction of the O45 division and the inaugural PL & AL 1 awards night, both being a success.

The season commenced with the PL men's select team being chosen by last year's coach of the year, Bob Catlin. The selected players in the squad were

Phil Jones, Chris Biesenthal, Neil Woodcock, Sam Walling from Manly Vale.

John Hall & Ross Cummins from Brookvale.

Roberto Hamad, Michael Steel & Stu Ivey from Seaforth.

Stefano Teghini & Cameron White from Pittwater.

Adam Foti & Jakub Skelar from Narrabeen.

Russ Bream from Wakehurst.

James Clare & Jaimie Brading from CC Strikers.

There were a few players unavailable through either injury or vacation commitments.

The team destroyed a NSFA select team 5-0 before going down in a close game 2-1 to a strong Manly United side at Cromer Park in front of a healthy crowd. This year's side will be selected by this season's coach of the year, Joe Santarosa from Narrabeen.

The inaugural PL & AL awards night was held at Dee Why RSL. The night was well supported and close to 300 people attended. A special thank you to Bendigo Bank for donating the Player of the Year cheques for both categories, also to Dave Mason for doing a great job as MC for the evening. This proved to be a great night and we should endeavor to make this a regular event on our calendar. Jeremy and the ladies in the front office have to be congratulated on arranging such a fantastic event.

The 2015 PL award winners were:

Player of the year, Sam Byrne, Mosman

Rookie of the year, John Bushnell, Wakehurst.

Clubman of the Year, Peter Robertson, St, Augustines.

Goalkeeper of the year, Rocco Papalia, Narrabeen.

Golden boot Tyson Masters, Manly Vale.

The AL 1 awards were presented to:

Player of the year, Louis Renaud, Avalon.

Coach of the year, Johannis Van Leeuwen, Manly Allambie.

Rookie of the year Joshua. Cotton, HSU

Clubman of the year, Gregg Webb, Dee Why.

Goalkeeper of the year, Rob Fleming, Avalon.

Golden boot, Daniel Godward, Mosman.

We had a new PL champion with Narrabeen winning the comp for the first time in its 50 year history. Pittwater bounced back to win the Grand Final after finishing runners up in the league.

The MWFA FA cup was won by Brookvale with Narrabeen again being the runners up.

Narrabeen also won the O35/1 from a chasing Wakehurst team that overturned the league placings, by winning the grand final.

Manly Allambie secured their place in next year's Premier League by winning the AL1 title from Mosman. Beacon Hill picked up the Grand Final from a young HSU side guided by the astute Paul Mulligan.

With the re-introduction of the O45 competition it is anticipated that more teams will be registering next season, which will result in an even healthier competition.

Congratulations to all team that played in the Champion of Champions finals.

Overall we enjoyed a very competitive year throughout all divisions and I look forward to another great season next year. Enjoy the break and I hope you all have a great festive season.



David Wilson
Vice President – Seniors



VICE PRESIDENT – WOMEN

I am writing this report after a weekend where 4 girls and women's teams represented their clubs and the MWFA in the Champion of Champions grand finals.

Congratulations to CC Strikers U/16's, Avalon U/18's, Brookvale women's premier league and Pittwater over 35's (who competed in the over 30 competition) who all made the grand finals in their respective competitions.

All these teams ended up runners up on the day but it certainly takes a lot of effort and hard work to qualify for these finals after a long season. I'm sure they will be back even better and stronger next year.

2015 was another season where rain heavily impacted quite a few rounds which can be very frustrating for all involved. Thanks to the MWFA office team who did a tremendous job getting as many games played as possible.

A women's forum was held later in the season which was well represented by most clubs. A big topic of conversation ended up being the expansion requests of the girls' competition in the younger age groups of under 8's and under 9's. Quite a few clubs indicated they could field teams in both those age groups for next year. All we need is enough clubs to get teams registered in those age groups and we could make a viable competition. We can look at any changes provided there is enough support from the clubs to bring it to life.

There were a number of teams that entered the State Cup competition this year and congratulations to Avalon W18 and Wakehurst AAW who made finals.

The women's premier league was strong again this season and the following won the women's premier league awards.

Congratulations to:

Women's Player of the Year: Alice Kirby (Avalon) Golden Boot: Jemma Euers (Brookvale) Rookie of the Year: Tomika Hillebrand-Shaw (Manly Vale B) Goalkeeper of the Year: Tara Bradshaw (Mosman) Coach of the Year: Donna Stuart (Wakehurst)

Grand final day was a tremendous success with all games being played at Cromer Park and the weather was very kind on the day.

This year is my last as women's Vice President and I want to take the opportunity to thank the many wonderful people I have met across the last few years, from all the clubs across the association. It has been great to have so many people wanting to provide feedback and improve the way the women's game is run in the association.

Many thanks to the executive and management committee members who work closely as a team to liaise with clubs and run the association.

A big thank you to Jeremy, Lee-Anne, Angela and Louise for the hard work they do each and every day in the office. They field many enquiries, complaints and do a great job keeping everything ticking over and on track in the running of such a large association.



Rhonda Ferguson
Vice President (Women's Football)

MWFA COMPARISON TO OTHER METROPOLITAN ASSOCIATIONS

The table below shows figures taken from the 2014 FNSW Annual Report giving a comparison of various player statistics over the sixteen Metropolitan Associations. The State League includes all clubs who play in FNSW State League Competitions.

In summary within the FNSW Metropolitan Associations the MWFA is:

- Third largest in total number of players
- Fifth largest in number of male players
- Second largest in number of female players

ASSOCIATION	TOTAL PLAYERS		MALE PLAYERS		FEMALE PLAYERS			CLUBS
	No	% change 2013	No	% change 20	No	% change 2012	%Assn total	No
Sutherland	17463	2.8	12241	2.1	5222	4.5	29.9	26
Northern Suburbs	15835	4.8	12430	4.4	3405	6.2	21.5	34
Manly Warringah	15755	4.6	11777	5.4	3978	2.3	25.2	17
Central Coast	12969	3.3	10247	2.3	2695	7.3	20.8	23
Gladesville	13492	2.7	12965	2.9	527	-1.1	3.9	34
Nepean	11784	4.4	9354	4.0	2430	6.0	20.6	32
Canterbury	13659	4.2	10494	1.9	3165	12.8	23.2	22
Granville	14428	9.4	12087	9.5	2341	8.6	16.2	34
Blacktown	9151	4.3	7598	4.8	1553	1.8	17.0	22
Southern Districts	8592	3.2	7508	2.8	1084	5.9	12.6	35
MacArthur	8500	4.6	7139	2.8	1674	7.8	19.7	25
St George	8572	2.1	7096	1.8	1476	3.3	17.2	24
Football South Coast	11181	6.8	8492	7.5	2689	5.0	24.0	51
Eastern Suburbs	6042	-5.3	4671	-4.5	1371	-7.8	22.7	65
State League	9194	7.1	7230	10.4	1964	-3.7	21.4	58
Bankstown	6423	15.1	5364	15.4	1059	13.4	16.5	21
NW Sydney Women's	2787	9.0	-	-	2787	9.0	100.0	27
Total in FNSW	210634	4.8	164834	4.8	45800	5.5	21.7	708

Note the large increase in the State League is due to the addition of the U16 and U18 ages for Men's State League, the SAP programs, the Regional Youth League and the FNSW Institute Programs

CROMER PARK SYNTHETIC FIELD USAGE

Cromer Park is the home of football on Sydney Northern Beaches. After many years of hope and negotiation, Warringah Council decided to build the first synthetic field on the Northern Beaches at a cost of \$1.3 million. The work started on 9th January 2012 and completed with the official opening on 1 July 2012.

The field has served as the home ground of Manly United Men's and Women's Premier League and Youth League teams. From March until August over 22 weekends there was only one weekend where at least one day was not taken up with Manly United games.

The Men's and Women's MWFA Cup semifinals and finals were all played on Cromer 1 and was used for three rounds of the State Cup and Champion of Champions. Of the 18 weekends available over the MWFA season up to the Junior Semifinals, on nine Saturdays and two Sundays games were rescheduled to be played on Cromer 1. This fulfilled a commitment to the Warringah Council to rest local fields and also allow local Club teams to have the chance to play on this great field

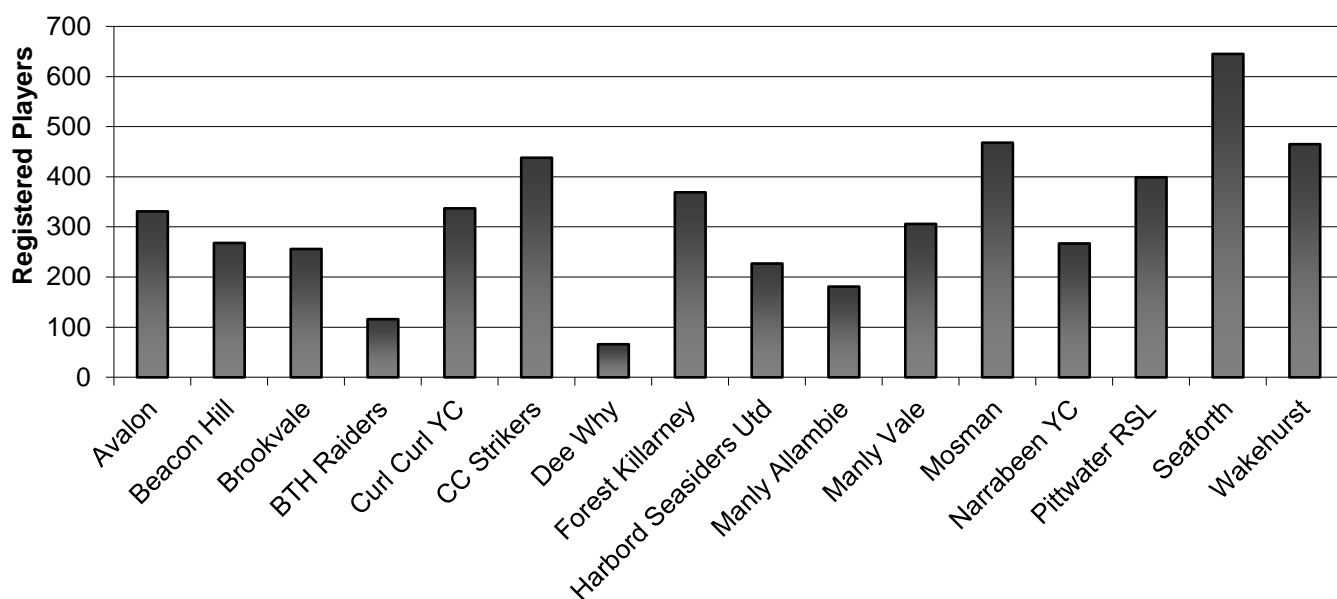
The hugely popular MWFA Summer Soccer (jointly operated with CC Strikers) has operated with over 1900 players playing six-a-side Cromer 1 and a few on Cromer 2 on Tuesday, Wednesday and Thursday nights for ten weeks after the end of the season.

REGISTRARS' REPORT

Juniors – U6 to U9

	U6		U7		U8		U9		Total	
Club	P	T	P	T	P	T	P	T	P	T
Avalon	96	8	81	7	89	9	65	7	331	31
Beacon Hill	62	5	57	5	90	9	59	6	268	25
Brookvale	71	6	74	6	71	7	40	4	256	23
BTH Raiders	22	2	31	3	30	3	33	3	116	11
Curl Curl YC	89	8	71	7	93	10	84	9	337	34
CC Strikers	124	12	129	11	102	10	83	9	438	42
Dee Why	24	2			20	2	22	2	66	6
Forest Killarney	88	7	116	10	99	9	66	6	369	32
Harbors Seaside Utd	54	5	57	5	58	6	58	6	227	22
Manly Allambie	45	4	47	4	29	3	60	6	181	17
Manly Vale	82	7	81	7	85	9	58	6	306	29
Mosman	122	10	116	10	131	13	99	10	468	43
Narrabeen YC	47	4	74	6	84	9	62	7	267	26
Pittwater RSL	97	8	130	11	111	11	61	6	399	36
Seaforth	183	15	168	14	148	15	146	15	645	59
Wakehurst	131	11	111	10	131	13	92	9	465	43
Total Players	1337		1343		1371		1088		5139	
Total Teams		114		116		138		111		479

**Total number of Junior Players (U6-U9)
registered per club in 2015**

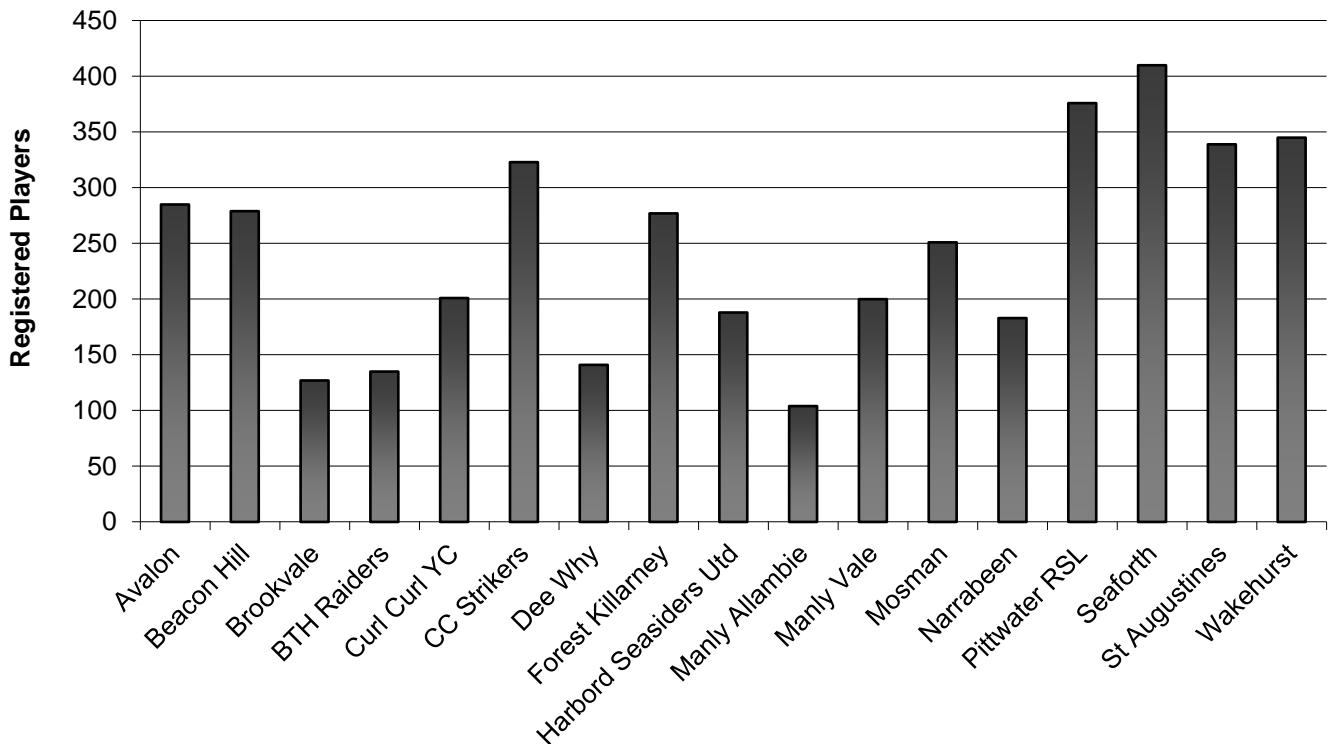


REGISTRARS' REPORT

Youth – U10 to U16

	U10		U11		U12		U13		U14		U15		U16		Total	
Club	P	T	P	T	P	T	P	T	P	T	P	T	P	T	P	T
Avalon	57	5	48	4	45	3	29	2	15	1	59	4	32	2	285	21
Beacon Hill	57	5	24	2	66	5	30	2	15	1	42	3	45	3	279	21
Brookvale	38	3	33	3	42	3	14	1							127	10
BTH Raiders	34	3	24	2	16	1	15	1	16	1			30	2	135	10
Curl Curl YC	42	4	56	5	15	1	30	2	29	2			29	2	201	16
CC Strikers	63	6	60	5	68	5	43	3	42	3	47	3			323	25
Dee Why	20	2	27	2	15	1			45	3	16	1	18	1	141	10
Forest Killarney	49	4	38	3	72	5	15	1	28	2	27	2	48	3	277	20
Harbord Seaside Utd	47	4	23	2	27	2	28	2	14	1	32	2	17	1	188	14
Manly Allambie	14	1	35	3	15	1					40	3			104	8
Manly Vale	60	5	26	2	34	2	30	2			16	1	34	2	200	14
Mosman	54	5	57	5	46	3	32	2	18	1	18	1	26	2	251	19
Narrabeen	47	4	38	3	28	2	27	2	27	2			16	1	183	14
Pittwater RSL	93	8	57	5	71	5	41	3	52	4	29	2	33	2	376	29
Seaforth	96	8	93	8	41	3	44	3	47	3	45	3	44	3	410	31
St Augustines			31	3	39	3	49	3	85	6	75	5	60	4	339	24
Wakehurst	73	6	74	6	45	3	46	3	45	3	47	3	15	1	345	25
Total Players	844		744		685		473		478		493		447		4164	
Total Teams		73		63		48		32		33		33		29		311

Total number of Junior & Youth Players (U10-U16)
registered per club in 2015

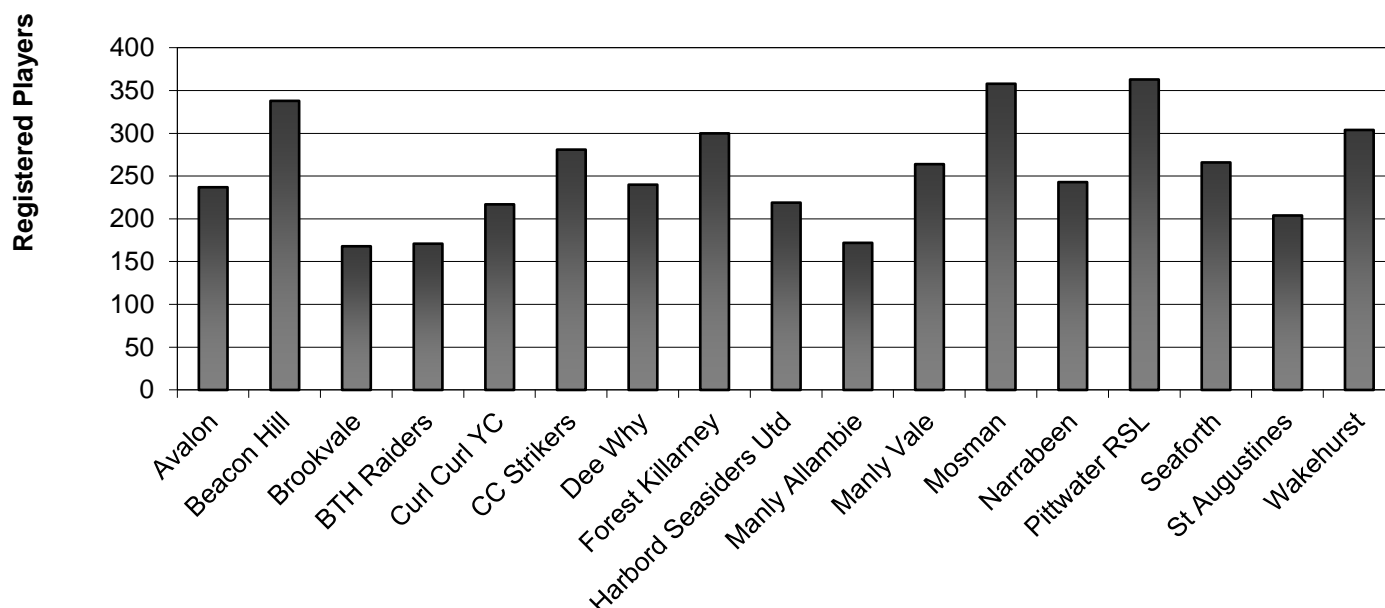


REGISTRARS' REPORT

Senior Men

	U18		U21		AL		O35		SNR		PL		Total	
Club	P	T	P	T	P	T	P	T	P	T	P	T	P	T
Avalon	26	2			88	5	101	5	22	1			237	13
Beacon Hill	61	4			101	6	142	8	34	2			338	20
Brookvale					83	6	41	2			44	2	168	10
BTH Raiders	16	1			66	4	70	4	19	1			171	10
Curl Curl YC	29	2			83	5	105	5					217	12
CC Strikers					133	8	113	6			35	2	281	16
Dee Why	16	1			155	9	36	2			33	2	240	14
Forest Killarney	46	3			130	7	108	6	16	1			300	17
Harbord Seaside Utd	31	2			169	12	19	1					219	15
Manly Allambie	14	1			72	4	68	4	18	1			172	10
Manly Vale	30	2			100	6	76	4	18	1	40	2	264	15
Mosman	15	1			162	9	152	7			29	2	358	19
Narrabeen	43	3			65	4	93	5			42	2	243	14
Pittwater RSL	62	4			189	11	59	3	18	1	35	2	363	21
Seaforth	33	2			120	8	77	4			36	2	266	16
St Augustines	93	6			74	5					37	2	204	13
Wakehurst	61	4			88	5	121	6			34	2	304	17
Total Players	576		0		1878		1381		145		365		4345	
Total Teams		38		0		114		72		8		20		252

Total number of Senior Players (U18-All Age)
registered per club in 2015

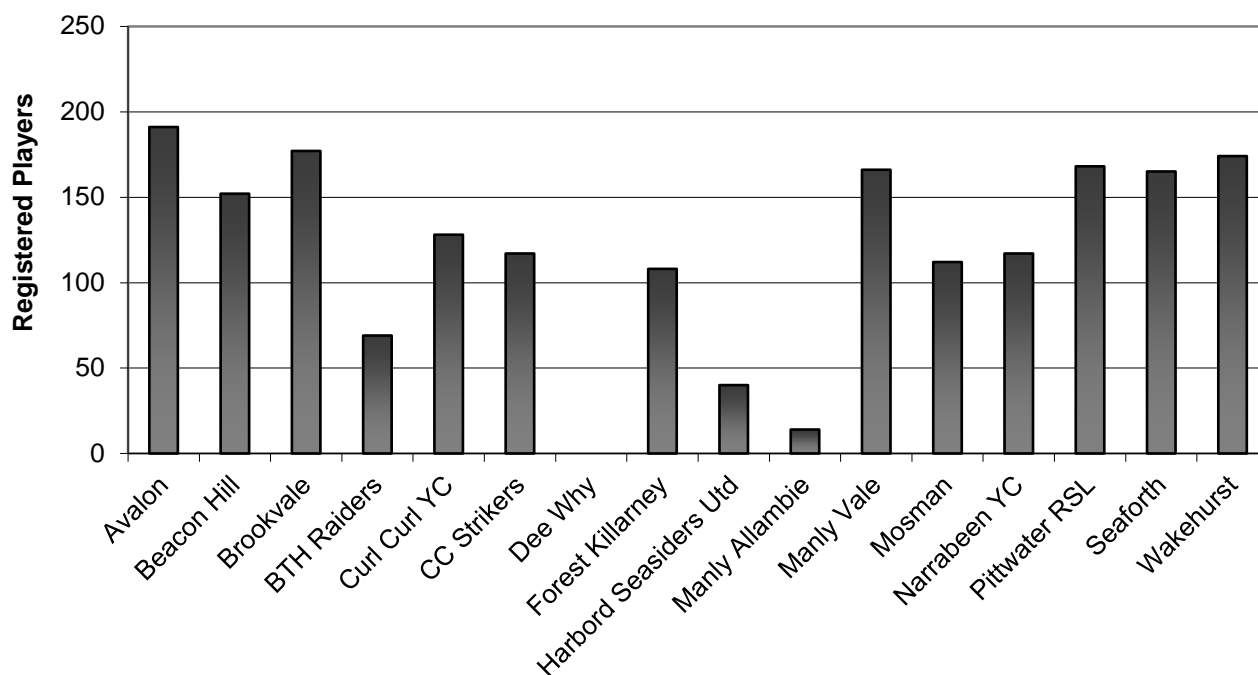


REGISTRARS' REPORT

Junior Women

	W-U10		W-U11		W-U12		W-U13		W-U14		W-U16		Total	
Club	P	T	P	T	P	T	P	T	P	T	P	T	P	T
Avalon	35	3	24	2	15	1	43	3	30	2	44	4	191	15
Beacon Hill	23	2	22	2	25	2	13	1	27	2	42	3	152	12
Brookvale	26	2	62	5	15	1	15	1	15	1	44	3	177	13
BTH Raiders			22	2			16	1	15	1	16	1	69	5
Curl Curl YC	11	1	22	2	26	2	14	1	15	1	40	3	128	10
CC Strikers	23	2	23	2	14	1	14	1	15	1	28	2	117	9
Dee Why														
Forest Killarney	25	2	23	2	13	1	14	1	16	1	17	1	108	8
Harbors Seaside Utd			12	1			28	2					40	3
Manly Allambie									14	1			14	1
Manly Vale	20	2	35	3	40	3	15	1	28	2	28	2	166	13
Mosman	25	2	37	3	15	1	17	1			18	1	112	8
Narrabeen YC	35	3	12	1	26	2			26	2	18	1	117	9
Pittwater RSL	28	2			40	3	15	1	44	3	41	3	168	12
Seaforth	24	2	24	2	30	2	25	2	14	1	48	3	165	12
Wakehurst	25	2	24	2	41	3			40	3	44	3	174	13
Total Players	300		342		300		229		299		428		1898	
Total Teams		25		29		22		16		21		30		143

Total number of Junior Womens Players (W10-W16)
registered per club in 2015

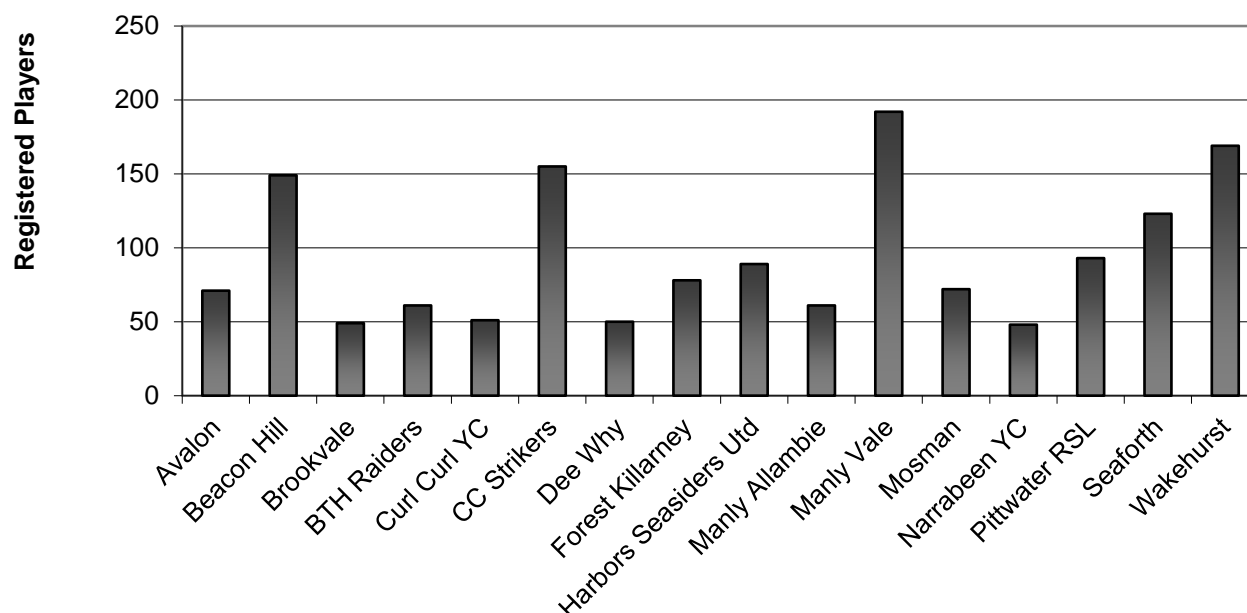


REGISTRARS' REPORT

Senior Women

	W-U18		W-AL		W-O35		W-PL		Total	
Club	P	T	P	T	P	T	P	T	P	T
Avalon	26	2	17	1			28	2	71	5
Beacon Hill	31	2	45	3	45	3	28	2	149	10
Brookvale			18	1			31	2	49	3
BTH Raiders			35	2	26	2			61	4
Curl Curl YC			32	2	19	1			51	3
CC Strikers	31	2	108	7	16	1			155	10
Dee Why			50	3					50	3
Forest Killarney	30	2	32	2	16	1			78	5
Harbors Seaside Utd	15	1	31	2	14	1	29	2	89	6
Manly Allambie	13	1	32	2	16	1			61	4
Manly Vale	21	1	34	2	79	5	58	4	192	12
Mosman			21	1	17	1	34	2	72	4
Narrabeen YC	13	1			35	2			48	3
Pittwater RSL	14	1	48	3	31	2			93	6
Seaford	15	1	51	3	19	1	38	2	123	7
Wakehurst	59	4	49	3	30	2	31	2	169	11
Total Players	268		603		363		277		748	
Total Teams		18		37		23		18		96

**Total number of Senior Womens Players
(W18-WAll Age) registered per club in 2015**



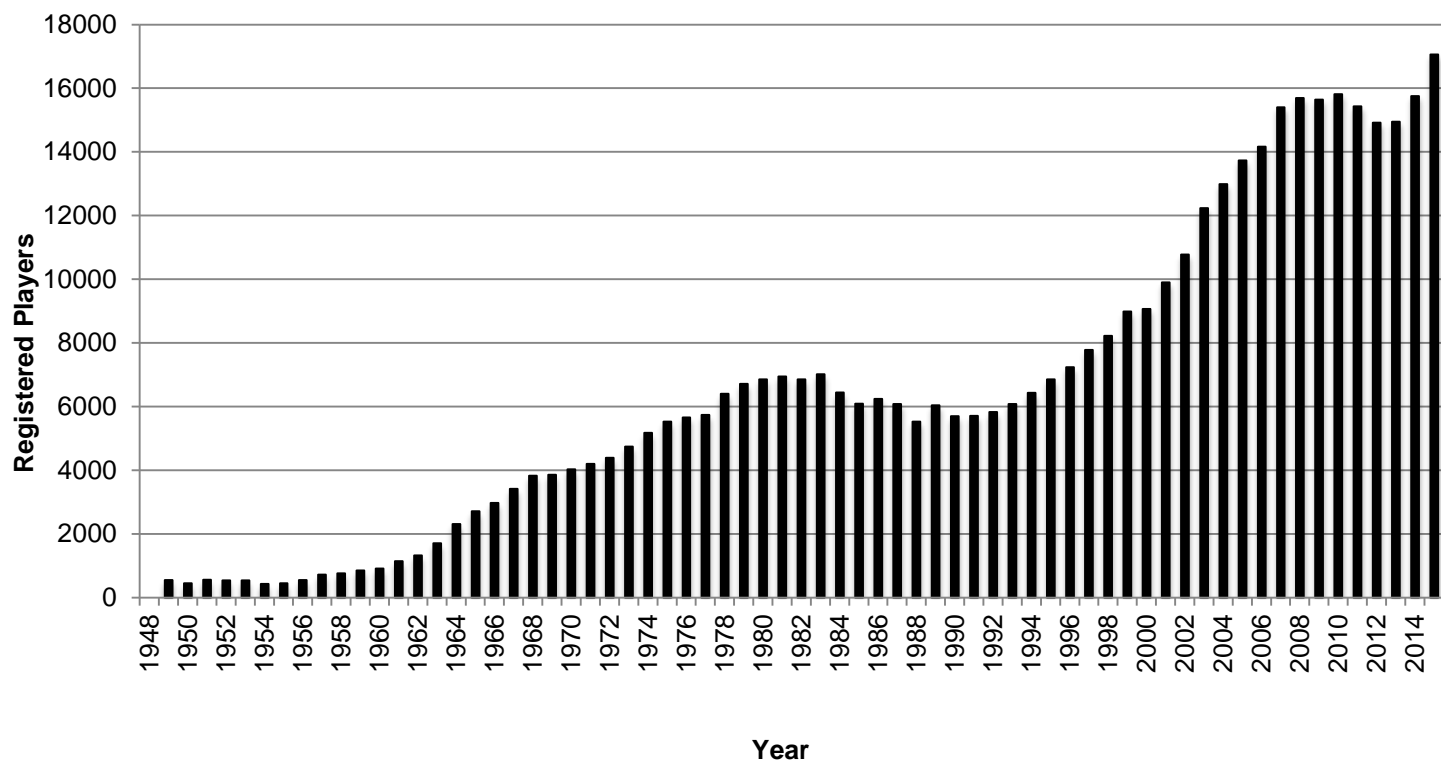
Note: There were a total of 73 Dual Registered women playing in 2015. These women are included in the Mixed Junior/Youth and Senior Men's numbers.

MWFA GROWTH SINCE 1947

A comparison of the total number of players and teams since the formation of the MWFA is shown below.

Year	Teams	Players	Year	Teams	Players	Year	Teams	Players
1947			1948			1949	31	553
1950	31	446	1951	33	556	1952	30	536
1953	31	536	1954	26	428	1955	29	445
1956	35	550	1957	43	719	1958	51	764
1959	55	853	1960	62	911	1961	79	1147
1962	100	1328	1963	135	1708	1964	168	2314
1965	201	2708	1966	231	2977	1967	257	3412
1968	282	3826	1969	285	3855	1970	289	4025
1971	315	4203	1972	331	4386	1973	351	4745
1974	381	5174	1975	405	5523	1976	446	5656
1977	486	5735	1978	541	6399	1979	572	6714
1980	587	6856	1981	580	6941	1982	564	6851
1983	569	7013	1984	564	6439	1985	637	6089
1986	548	6238	1987	530	6081	1988	532	5531
1989	521	6035	1990	491	5694	1991	496	5712
1992	509	5830	1993	520	6082	1994	557	6430
1995	580	6850	1996	610*	7233	1997	633	7778
1998	684	8221	1999	731	8988	2000	762	9071
2001	803	9905	2002	874	10774	2003	872	12236
2004	1029	12989	2005	1053	13733	2006	1115	14167
2007	1190	15398	2008	1246	15689	2009	1191	15642
2010	1150	15814	2011	1124	15427	2012	1086	14917
2013	1111	14948	2014	1173	15757	2015	1281	17057

Registered Players in the MWFA since 1947



Registrations Numbers since the Formation of the Manly Warringah Football Association

Year	6	7	8	9	10	11	12	13	14	15	16	17	18	19	21	PL	AL	35	45	W10	W11	W12	W13	W14	W15	W16	W17	W18	WPL	WAL	W35	
1947																																0
1948																																0
1949																																553
1950							125				89		89				143															446
1951							104		104		122		104				122															556
1952							125		89		89		72				161															536
1953																																536
1954																																428
1955					59		60		61		83						182															445
1956																																550
1957																																719
1958					163		164		128		81						228															764
1959					174		208		126		88						257															853
1960			123		156		193		171		80						188															911
1961			169		228		230		215		79						226															1147
1962			241		315		251		214			145					162															1328
1963			399	207	215	174	185	130	98		102		57				141															1708
1964		265	292	287	258	283	213	137	135		174		42				228															2314
1965		354	327	371	307	248	93	196	144	87							381															2708
1966		338	391	380	349	345	248	255	183	134							354															2977
1967		389	382	451	429	369	313	235	238	150							456															3412
1968		433	430	413	479	434	341	284	217	157							638															3826
1969		427	401	470	416	422	377	304	195	149							694															3855
1970		387	503	438	465	366	389	288	277	136							776															4025
1971		475	468	538	481	458	359	364	260	220							580															4203
1972		486	449	498	529	440	378	298	338	256							714															4386

Year	6	7	8	9	10	11	12	13	14	15	16	17	18	19	21	PL	AL	35	45	W10	W11	W12	W13	W14	W15	W16	W17	W18	WPL	WAL	W35	
1973		421	481	528	529	496	435	376	230	284		239					726															4745
1974		458	483	530	527	520	530	373	343	200	192		196				822															5174
1975		474	502	521	552	504	486	444	319	342	175		230				974															5523
1976		500	542	524	502	515	483	429	366	293	248		231			348	675															5656
1977		602	548	550	530	469	469	412	296	295	219		329			296	720															5735
1978		676	688	645	567	503	455	413	334	259	274		319			317	949															6399
1979		689	753	742	674	560	453	389	305	277	171		321			365	1015															6714
1980		672	766	780	680	586	501	404	315	226	207		265			375	1079															6856
1981		565	764	760	723	618	496	417	298	273	176		209			369	1273															6941
1982		537	642	757	718	624	548	387	339	240	171		180			378	1330															6851
1983		519	605	699	651	616	575	442	317	307	179		190			384	1529															7013
1984		469	599	573	641	527	480	391	343	273	196			298		377	1272															6439
1985		512	545	606	563	495	454	323	322	307		284		120		385	1173															6089
1986		478	585	533	487	513	405	340	295	221	185		219			393	1264					87		65					168		6238	
1987		547	547	576	574	409	421	323	220	272	138		201			386	1237							87					143		6081	
1988		556	545	527	479	404	299	257	246	119	183		202			391	1119							82					122		5531	
1989	605	620	583	548	434	376	344	205	206	176	145		164			401	1103												125		6035	
1990	571	609	535	516	459	321	275	224	131	178	116		186			395	1001												177		5694	
1991	645	602	599	491	440	382	254	159	190	74	158		145			394	1083												96		5712	
1992	670	567	598	541	397	366	267	177	132	157	94		127			379	1202												156		5830	
1993	735	624	578	545	449	368	324	199	137	127	144		116			412	1133												191		6082	
1994	765	705	623	584	469	403	296	219	223	133	112		165			379	1124												230		6430	
1995	548	684	656	590	515	436	352	282	194	199	150		193			410	1304									108			229		6850	
1996	616	654	704	554	475	451	348	263	164	196	204		172			411	1334						85		130				265		7233	
1997	642	787	731	675	545	423	383	236	256	191	149		217			410	1331						171		142				341		7778	
1998	734	832	848	687	604	456	333	316	226	253	210		252			393	1305						203		168				401		8221	
1999	781	962	881	805	611	523	451	295	276	229	219		193			430	1426						251		188				467		8988	

Year	6	7	8	9	10	11	12	13	14	15	16	17	18	19	21	PL	AL	O35	O45	W10	W11	W12	W13	W14	W15	W16	W17	W18	WPL	WAL	WO35	
2000	780	892	941	746	652	495	436	336	246	234	237		243			428	1478							185		208				534		9071
2001	913	958	951	785	623	538	413	355	301	230	218		239			418	1826					116		176		227				618		9905
2002	1004	1021	969	775	654	526	405	344	356	302	205		258			423	2148					207		207		206			151	613		10774
2003	1143	1181	1030	915	705	533	477	333	352	346	387		310			379	1758	588				270		354		206		161	104	571	133	12236
2004	1176	1177	1157	847	731	550	458	345	338	274	296		318			391	1939	777		139		327		333		283		195		757	181	12989
2005	1192	1201	1112	854	772	568	542	390	411	275	256		388			456	1968	820		218		372		430		283		200		795	230	13733
2006	1331	1188	1152	851	686	558	516	411	393	324	266		348			426	1963	1130		271		519				462		188		914	270	14167
2007	1441	1292	1208	905	675	590	518	435	398	369	294		366		100	410	2026	1028		359		539		586		491		205	175	739	249	15398
2008	1300	1270	1166	906	716	594	544	447	402	424	342		391		151	411	2078	1122		312	220	285		551		473		282	833	294	175	15689
2009	1306	1215	1167	898	732	578	503	392	423	311	373		406		185	350	2055	1183	99	286	253	239	230	299		515		347	183	762	352	15642
2010	1417	1200	1177	899	756	631	538	407	386	325	297		462		161	345	2033	1253	107	274	221	309	212	244		503		262	245	726	424	15814
2011	1284	1191	1187	858	699	645	563	476	377	308	335		408		139	356	1997	1217	114	276	236	232	262	269		420		318	233	630	397	15427
2012	1297	1175	1117	906	662	579	557	450	433	297	294		402			354	1960	1352		247	251	244	215	258		386		292	215	600	374	14917
2013	1227	1184	1104	865	742	565	515	437	442	408	297		457			350	1841	1381		270	239	270	244	236		451		198	221	649	355	14948
2014	1312	1277	1210	921	803	689	552	447	443	418	445		437			353	1777	1407		322	273	250	258	254		445		220	333	524	387	15757
2015	1337	1343	1371	1088	844	744	685	473	478	493	447		576			365	1878	1381	145	300	342	300	229	299		428		268	277	603	363	17057



Peter Auld
Registrar



Michele Edwards
Registrar



Dilys Graham
Registrar

JUDICIARY REPORT

Another year has again flown by with about the average number of cases. The majority of cases are again the abuse of match officials by players and team officials. The MWFA are adopting the judiciary procedures of FNSW and with this there is less scope for challenges. The only grounds for a challenge at present is a case of mistaken identity or exceptional circumstances, (see constitution re definitions) If a sentence greater than the minimum is given the player must launch an appeal to the appeals board.

The new system of cautions being recorded on the match card is working well with cautions coming in from most divisions.

It appears some clubs are still not doing the right thing by their players when they are sent off, we are getting players challenging the sentence given and they are appearing at the judiciary without having seen the referee's send-off report or not having been informed of the grounds a challenge may be lodged, or of the recommended suspension applicable for the offense. In many cases they have received the minimum, and the player is challenging the severity of the penalty.

The MWFA are grateful and thank the volunteers who turn up each week to sit on the Judiciary Panel, namely: Dave Wilson, Don Gale, Richard Wright and Cas Greco, their diligence and wisdom has resulted in a smooth and efficient judiciary. An organization such as MWFA could not function without the willing help of volunteers Thanks also to the representative from the referees association, Ken Lewis.

The Judiciary panel wish all members a happy festive season and look forward to seeing everyone next year, but hopefully not at Judiciary!



**Keith Pester,
Judiciary Secretary**

Total Offences

	2002	2003	2004	2005	2006	2007	2008	2009	2010	2011	2012	2013	2014	2015
Send Offs	57	45	57	58	39	90	188	180	146	106	125	240	195	273
Cautions	801	1277	904	1222	924	1134	1309	1083	944	809	1106	1742	1648	2120

Breakdown of Cautions by Age Group

	2002	2003	2004	2005	2006	2007	2008	2009	2010	2011	2012	2013	2014	2015
PL	286	526	558	663	517	522	458	365	389	351	493	527	465	526
AL 1	220	308	131	178	180	308	309	298	251	280	370	473	327	324
AL 2	73	240	105	169	123	95	48	42	11	10	40	111	133	106
AL 3	40	NA	3	4	2	2	12	25	13	3	7	34	40	26
AL 4	3	2	2	0	0	2	10	13	2	0	10	30	32	66
AL 5	3	9	0	0	0	6	9	9	1	0	9	33	26	30
AL 6	1	2	3	4	0	1	10	10	4	5	2	33	27	49
AL 7-10	9	8	2	0	0	6	19	4	6	3	2	17	NA	NA
O35 1	34	58	25	38	17	47	43	NA	14	0	7	48	34	97
O35 2	9	28	7	34	10	8	9	35	16	6	14	17	28	NA
O35 3	10	6	0	0	1	10	6	15	25	6	6	31	34	60
O35 4	NA	4	5	0	2	3	6	14	11	2	2	21	41	50
O35 5	NA	NA	NA	3	0	10	12	8	7	2	10	35	25	53
O35 6	NA	NA	NA	NA	NA	NA	2	1	4	5	5	22	32	40
O35 7	NA	NA	NA	NA	NA	NA	NA	4	5	6	11	19	28	36
O35 8	NA	NA	NA	NA	NA	NA	NA	NA	NA	NA	2	11	30	22
O45	NA	NA	NA	NA	NA	NA	NA	3	11	0	NA	NA	NA	22
U18	55	51	41	88	23	49	170	100	58	52	59	131	123	244
U21	NA	NA	NA	NA	NA	16	48	38	23	28	NA	NA	NA	NA
Women	28	18	10	21		5	33	28	31	13	40	79	49	114
Juniors	30	17	12	20	49	44	105	71	62	37	17	70	174	255

Breakdown of Cautions by Age Group and Offence

Caution Code	Y1	Y2	Y3	Y4	Y5	Y6	Y7	Total
PL	382	96	16	28	3	1	0	526
AL 1	289	21	9	2	1	2	0	324
AL 2	99	7	0	0	0	0	0	106
AL 3	26	0	0	0	0	0	0	26
AL 4	53	8	1	2	0	2	0	66
AL 5	29	1	0	0	0	0	0	30
AL 6	47	0	2	0	0	0	0	49
O35 1 - 2	91	4	2	0	0	0	0	97
O35 3	47	6	7	0	0	0	0	60
O35 4	44	3	3	0	0	0	0	50
O35 5	38	9	5	0	0	1	0	53
O35 6	34	3	0	2	0	1	0	40
O35 7	33	2	1	0	0	0	0	36
O35 8	17	5	0	0	0	0	0	22
SNR	20	2	0	0	0	0	0	22
U18	211	27	3	3	0	0	0	244
Women	101	9	0	2	0	1	1	114
Juniors	221	15	9	8	1	1	0	255
Totals	1782	218	58	47	5	9	1	2120

Breakdown of Send-Offs by Age Group and Offence cont

Send-off code	R1	R2	R3	R4	R5	R6	R7	4th YC	7th YC	Citation	Total
PL	3	8	0	1	3	12	28	18	4	5	82
AL 1	4	7	1	3	4	1	12	10	2	3	47
AL 2	3	3	0	2	1	0	7	0	0	1	17
AL 3	1	3	0	0	0	1	1	0	0	0	6
AL 4	2	3	0	0	1	2	2	0	0	2	12
AL 5	1	1	0	0	0	1	1	0	0	0	4
AL 6	1	1	0	1	0	0	0	0	0	2	5
O35 1	1	1	0	0	0	0	3	0	0	0	5
O35 3	0	2	0	0	1	0	5	0	0	0	8
O35 4	0	0	0	0	0	0	0	0	0	0	0
O35 5	2	4	0	0	0	2	3	0	0	1	12
O35 6	1	1	0	1	0	0	3	0	0	0	6
O35 7	0	0	0	0	0	0	2	0	0	0	2
O35 8	0	0	0	1	0	1	0	0	0	0	2
SNR	1	0	0	0	0	0	2	0	0	0	3
U18	1	2	0	2	3	3	8	0	0	5	24
Women	0	2	0	2	1	0	2	0	0	4	11
Juniors	3	3	0	3	5	5	5	0	0	3	27
Totals	24	41	1	16	19	28	84	28	6	26	273

Caution Code; Description

Y1 – Is guilty of unsporting behaviour

Y2 – Shows dissent by word or action

Y3 – Persistently infringes the laws of the game

Y4 – Delays the restart of play

Y5 – Failed to respect the required distance when play is restarted with a corner kick, or throw in

Y6 – Enters or re-enters the field of play without the referee's permission

Send-Off Code Description:

R1 – Is Guilty of Serious Foul Play

R2 – Is Guilty of Violent Conduct

R3 – Spits at an Opponent

R4 – Denies the opposing team a goal or obvious goal scoring opportunity by deliberately handling the ball

R5 – Denies an obvious goal scoring opportunity to an opponent moving towards the players goal by an offence punishable by a free kick or penalty

R6 – Use offensive or insulting language and/or gesture

R7 – Receives a second caution in the same match



MWFA COMPETITION REPORT

The table below includes teams U12 and above.

Club	Number of Competition Teams	Number of o Div1 Teams	Number of B teams	% Div One Teams	Maj Prem	C of C teams	Major RU	Semi Finalist	% in Semi	KO Winner	KO RU	Pennant
Avalon	40	11	4	28	4	2	2	15	38	4	5	1
Beacon Hill	52	12	5	23	6	1	9	25	48	9	4	0
Brookvale	22	5	1	23	2	2	3	11	50	4	1	0
BTH	22	1	0	5	4	0	4	12	55	5	3	1
CC Strikers	45	9	6	20	2	1	6	19	42	6	6	1
Curl Curl	29	4	2	14	4	0	3	13	45	4	2	0
Dee Why	23	4	1	17	1	0	3	9	39	3	2	0
Forest Killarney	39	9	2	23	7	2	3	18	46	6	5	1
HSU	29	8	2	28	1	0	3	13	45	1	3	0
Manly Allambie	19	1	2	5	4	0	4	12	63	1	3	0
Manly Vale	42	14	7	33	7	0	6	21	50	5	6	0
Mosman	35	8	4	23	5	0	2	19	54	5	1	1
Narrabeen	29	7	1	24	3	2	2	12	41	2	4	2
Pittwater	53	13	3	25	9	1	5	23	43	13	3	0
Seaforth	45	11	4	24	5	2	2	19	42	4	4	0
St Augustines	34	6	6	18	2	0	7	20	59	4	3	0
Wakehurst	50	14	5	28	7	2	9	31	62	10	5	0
TOTAL	608	137	55	22.5	73	15	73	292	48	86	60	7

The main changes to the competition from 2014 were:

- O35-1 and O35-3 drawn as 12 team competitions after one round splitting into two six team comps and two rounds were played.
- There were enough teams to run an O45 competition. Due to lack of nominations for division 1 the four teams nominating O45-1 were placed in O35-4 with the highest placed team going to O45 champion of Champions. The remaining eight teams played in a so called Senior Competition.

The first week of the season coincided with both Easter and the first week of the April School Holidays. The Juniors and Senior Men played on Easter Saturday. Senior Women's Divisions started on the middle Sunday of the April School Holiday and Junior Women started on the last week of the April School holidays, effectively losing one playing week. No games for Junior teams were scheduled on the middle week of the July School holidays.

During the season there were three regrades after one full round of the respective competitions. These regrades took place in U12- Avalon U12-4 moved to U12-5; U18 – Pittwater from U18-3 to U18-4; WU18 – Wakehurst B from WU18-1 to WU18. Avalon merged their UXXXX A and B teams These regrades were moderately successful but took a lot of effort.

In 2015 all the finals took place as planned, although due to the increase in the number of Junior Divisions the U18 finals were moved back to Senior Finals day and WU16 were moved back to the Senior Women's Finals. Again there was no extra time played in the Finals.

JUNIOR COMPETITIONS

Division	No. Teams	Finals Format	Max. League Games	No. Rounds Cancelled
12 1	10	KO	18	0
12 2	10	KO	18	0
12 3	10	KO	18	0
12 4	10:9	KO	17	1
12-5	8:9	KO	15	0
13 1	10	KO	18	0
13 2	10	KO	18	0
13 3A/B	12 – 6/6	KOX2	16	0
14 1	9	KO	16	0
14 2A/B	8	KOX2	14/3	0/3*
14 3A/B	8	KOX2	14/3	0/3*
14 4A/B	8	KOX2	14/3	0/3"
15 1	9	KO	16	0
15 2 A/B	12 – 6/6	KO	16	1
15 3 A/B	12 – 6/6	KO	16	1
16 1	9	KO	16	0
16 2	8	KO	14/3	0/3*
16 3 A/B	12 – 6/6	KO	16	1

- *Round Robin and Pennant Cancelled

SENIOR COMPETITIONS

Division	No Teams	Finals Format	Max League Games	No Rounds Cancelled
PL	10	KO	18	0
AL 1/R	9	KO	16	0
AL 2/R	11	KO	20	2
AL 3/R	9	KO	16	1
AL 4/R	10	KO	18	2
AL 5/R	10	KO	18	1
AL 6	12	KO	22	2
18 1	7	KO	18	3
18 2	8	KO	21	3
18 3	10:9	KO	17	
18 4	6:7	KO	17	
18 5	7	KO	18	3
O35 1/2	12 - 6/6	KOX2	21	2
O35 3A/B	11 – 6/5	KOX2	21/19	2
O35 4	10	KO	18	2
O35 5	10	KO	18	0
O35 6	10	KO	18	1
O35 7	10	KO	18	1
O35 8	9	KO	16	0
SNR	8	KO	21	2

WOMENS COMPETITIONS

Division	No. Teams	Finals Format	Max. League Games	No Rounds Cancelled
W12 1	8	KO	14	0/3*
W12 2	8	KO	14	0/3*
W12 3	6	KO	15/3	0/3*
W13 1	8	KO	14/3	0/3*
W13 2	8	KO	14/3	0/3*
W14 1	8	KO	14/3	0/3*
W14 2	7	KO	12	0/3*
W14 3	6	KO	15	0/3*
W16 1	10	KO	18	1
W16 2	8	KO	14	0/3*
W16 3	12 – 6/6	KOX2	17	1
W18 1	8:7	RR/P	13/3	0
W18 2	10:11	KO	16	0
WPL/R	9	KO	16	0
WAL 2	10	KO	18	2
WAL 3	10	KO	18	2
WAL 4	10	KO	18	2
WAL 5	7	RR/P	12/3	0
W-O35 1	7	RR/P	14/3	0
W-O35 2	8	RR/P	14/3	0
W-O35 3	8	RR/P	12/3	0

YOUTH TABLES U12 TO U15-1

Pos	U12-1	P	W	D	L	GF	GA	GD	PTS
1	Forest Killarney Football Club	18	16	2	0	60	11	49	50
2	Beacon Hill Football Club	18	14	2	2	53	12	41	44
3	Avalon Soccer Club	18	12	2	4	25	19	6	38
4	Collaroy Cromer Strikers Football Club	18	8	5	5	29	26	3	29
5	Seaforth Football Club	18	5	4	9	11	25	-14	19
6	Mosman Football Club	18	6	0	12	28	38	-10	18
7	Narrabeen Football Club	18	5	2	11	17	29	-12	17
8	Manly Vale Football Club	18	4	4	10	21	41	-20	16
9	Pittwater RSL Football Club	18	4	4	10	18	38	-20	16
10	Wakehurst Football Club	18	2	3	13	27	50	-23	9

Pos	U12-2	P	W	D	L	GF	GA	GD	PTS
1	Forest Killarney Football Club	18	18	0	0	88	6	82	54
2	Pittwater RSL Football Club	18	13	2	3	54	20	34	41
3	St Augustines Soccer Club	18	12	2	3	63	18	45	38
4	Harbord Seaside United Football Club	18	12	2	4	34	21	13	38
5	Brookvale Football Club	18	11	1	6	59	35	24	34
6	Beacon Hill Football Club	18	4	3	11	26	63	-37	15
7	Collaroy Cromer Strikers Football Club	18	4	2	12	24	53	-29	14
8	Avalon Soccer Club	18	3	3	12	16	37	-21	12
9	Dee Why Football Club	18	3	1	13	16	60	-44	10
10	Narrabeen Football Club	18	2	0	16	12	79	-67	6

Pos	U12-3	P	W	D	L	GF	GA	GD	PTS
1	Wakehurst Football Club	18	16	1	1	54	11	43	49
2	Forest Killarney Football Club	18	13	2	3	64	25	39	41
3	Brookvale Football Club B	18	12	2	4	38	26	12	38
4	Pittwater RSL Football Club	18	9	2	7	33	28	5	29
5	Seaforth Football Club	18	8	3	7	35	33	2	27
6	Collaroy Cromer Strikers Football Club	18	8	1	9	41	29	12	25
7	Mosman Football Club	18	8	0	10	40	51	-11	24
8	Manly Allambie United FC	18	3	3	12	17	53	-36	12
9	Beacon Hill Football Club	18	3	2	13	21	45	-24	11
10	Brookvale Football Club A	18	1	2	15	17	59	-42	5

Pos	U12-4	P	W	D	L	GF	GA	GD	PTS
1	Harbord Seaside United Football Club	16	13	3	0	88	7	81	42
2	BTH Raiders Soccer Club	16	13	2	1	89	16	73	41
3	Beacon Hill Football Club	16	10	2	4	54	25	29	32
4	St Augustines Football Club	16	9	2	5	35	23	12	29
5	Forest Killarney Football Club	16	7	1	8	23	48	-25	22
6	Manly Vale Football Club	16	6	1	9	33	42	-9	19
7	Pittwater RSL Football Club	16	5	3	8	40	48	-8	18
8	Curl Curl Youth Club	16	3	0	12	17	62	-45	9
9	Collaroy Cromer Strikers Football Club	16	3	0	13	20	73	-53	9

Pos	U12-5	P	W	D	L	GF	GA	GD	PTS
1	Mosman Football Club	15	14	1	0	67	9	58	43
2	Wakehurst Football Club	15	12	2	1	62	15	47	38
3	Beacon Hill Football Club	15	8	1	5	42	23	19	25
4	Pittwater RSL Football Club	15	8	1	5	37	28	9	25
5	Seaforth Football Club	15	6	1	8	23	30	-7	19
6	Forest Killarney Football Club	16	5	0	11	33	46	-13	15
7	Collaroy Cromer Strikers FC	15	4	2	9	16	47	-31	14
8	St Augustines Soccer Club	15	1	3	10	13	54	-41	6
9	Avalon Soccer Club	16	0	1	11	5	102	-97	1

Pos	U13-1	P	W	D	L	GF	GA	GD	PTS
1	Wakehurst Football Club	18	13	1	4	54	21	33	40
2	St Augustines Soccer Club	18	12	3	3	48	14	34	39
3	Collaroy Cromer Strikers Football Club	18	11	2	5	47	23	24	35
4	Manly Vale Football Club	18	10	3	5	43	27	16	33
5	Beacon Hill Football Club	18	8	5	5	23	22	1	29
6	Avalon Soccer Club	18	6	5	7	24	23	1	23
7	Curl Curl Youth Club	18	7	1	10	38	37	1	22
8	Harbord Seaside United Football Club	18	6	2	10	38	54	-16	20
9	Seaforth Football Club	18	2	3	13	24	56	-32	9
10	Narrabeen Football Club	18	2	1	15	19	81	-62	7

Pos	U13-2	P	W	D	L	GF	GA	GD	PTS
1	St Augustines Soccer Club	18	13	3	2	42	21	21	42
2	Pittwater RSL Football Club	18	13	0	5	35	9	26	39
3	Seaforth Football Club	18	12	0	6	31	19	12	36
4	Mosman Football Club A	18	11	2	5	51	36	15	35
5	Brookvale Football Club	18	11	1	6	51	24	27	34
6	Wakehurst Football Club	18	9	1	8	37	32	5	28
7	Collaroy Cromer Strikers FC	18	6	1	11	32	33	-1	19
8	Mosman Football Club B	18	4	2	12	22	50	-28	14
9	Avalon Soccer Club	18	3	1	13	17	53	-36	10
10	Harbord Seaside United Football Club	18	2	1	15	17	58	-41	7

Pos	U13-3	P	W	D	L	GF	GA	GD	PTS
1	Curl Curl Youth Club	10	9	1	0	48	8	40	28
2	Manly Vale Football Club	10	8	1	1	40	7	33	25
3	Seaforth Football Club	10	7	1	2	29	10	19	22
4	Pittwater RSL Football Club A	10	7	0	3	36	15	21	21
5	Beacon Hill Football Club	10	5	4	1	19	13	6	19
6	Collaroy Cromer Strikers Football Club	10	5	1	4	25	25	0	16
7	BTH Raiders Soccer Club	10	3	2	5	16	37	-21	11
8	Forest Killarney Football Club	10	3	1	6	26	43	-17	10
9	Wakehurst Football Club	10	3	1	6	9	36	-27	10
10	St Augustines Soccer Club	10	2	1	7	19	32	-13	7
11	Pittwater RSL Football Club B	10	0	2	8	16	36	-20	2
12	Narrabeen Football Club	10	0	1	9	12	33	-21	1

Pos	U13-3A	P	W	D	L	GF	GA	GD	PTS
1	Curl Curl Youth Club	15	12	3	0	64	10	54	39
2	Manly Vale Football Club	15	12	1	2	48	9	39	37
3	Pittwater RSL Football Club A	15	10	1	4	47	19	28	31
4	Seaforth Football Club	15	9	1	5	36	19	17	28
5	Beacon Hill Football Club	15	6	5	4	22	20	2	23
6	Collaroy Cromer Strikers Football Club	15	5	1	9	26	47	-21	16

Pos	U13-3B	P	W	D	L	GF	GA	GD	PTS
1	Forest Killarney Football Club	15	7	1	7	37	51	-14	22
2	BTH Raiders Soccer Club	15	6	2	7	26	44	-18	20
3	Wakehurst Football Club	15	4	2	9	16	45	-29	14
4	St Augustines Soccer Club	15	4	1	10	31	42	-11	13
5	Narrabeen Football Club	15	3	1	11	23	43	-20	10
6	Pittwater RSL Football Club B	15	1	3	11	23	50	-27	6

Pos	U14-1	P	W	D	L	GF	GA	GD	PTS
1	Beacon Hill Football Club	16	13	1	2	36	16	20	40
2	Wakehurst Football Club	16	11	1	4	48	20	28	34
3	Dee Why Football Club	16	9	4	3	54	26	28	31
4	Seaforth Football Club	16	8	4	4	21	14	7	28
5	St Augustines Soccer Club	16	7	3	6	38	32	6	24
6	Pittwater RSL Football Club	16	7	1	8	37	35	2	22
7	Forest Killarney Football Club	16	3	1	12	15	38	-23	10
8	Collaroy Cromer Strikers Football Club	16	2	3	11	17	52	-35	9
9	Curl Curl Youth Club	16	2	2	12	13	46	-33	8

Pos	U14-2	P	W	D	L	GF	GA	GD	PTS
1	St Augustines Football Club A	14	9	4	1	38	14	24	31
2	Wakehurst Football Club	14	9	2	3	36	16	20	29
3	Narrabeen Football Club	14	9	1	4	37	15	22	28
4	Seaforth Football Club A	14	8	3	3	34	16	18	27
5	St Augustines Soccer Club B	14	6	4	4	19	20	-1	22
6	Mosman Football Club	14	4	1	9	27	52	-25	13
7	Seaforth Football Club B	14	1	2	11	10	40	-30	5
8	Pittwater RSL Football Club	14	1	1	12	14	42	-28	4

Pos	U14-3	P	W	D	L	GF	GA	GD	PTS
1	BTH Raiders Soccer Club	14	9	4	1	39	21	18	31
2	Collaroy Cromer Strikers Football Club	14	9	1	4	36	28	8	28
3	Pittwater RSL Football Club	14	7	1	6	41	26	15	22
4	Dee Why Football Club A	14	7	1	6	49	37	12	22
5	Curl Curl Youth Club	14	6	2	6	39	38	1	20
6	Harbord Seaside United Football Club	14	5	1	8	28	32	-4	16
7	Dee Why Football Club B	14	4	2	8	33	37	-4	14
8	St Augustines Football Club	14	3	0	11	17	63	-46	9

Pos	U14-4	P	W	D	L	GF	GA	GD	PTS
1	Pittwater RSL Football Club	14	10	2	2	43	16	27	32
2	Collaroy Cromer Strikers Football Club	14	7	3	4	39	21	18	24
3	Forest Killarney Football Club	14	7	3	4	29	21	8	24
4	Narrabeen Football Club	14	8	0	6	39	32	7	24
5	Wakehurst Football Club	14	7	3	3	24	21	3	24
6	Avalon Soccer Club	14	6	0	7	29	32	-3	18
7	St Augustines Soccer Club A	14	4	2	8	17	34	-17	14
8	St Augustines Soccer Club B	14	0	1	13	20	63	-43	1

Pos	U15-1	P	W	D	L	GF	GA	GD	PTS
1	Seaforth Football Club A	16	11	2	3	58	18	40	35
2	Beacon Hill Football Club	16	11	2	3	52	17	35	35
3	St Augustines Soccer Club	16	10	1	5	42	24	18	31
4	Wakehurst Football Club	16	9	2	5	26	22	4	29
5	Pittwater RSL Football Club	16	8	3	5	24	20	4	27
6	Harbord Seaside United Football Club	16	8	1	7	36	37	-1	25
7	Avalon Soccer Club	16	4	2	10	23	41	-18	14
8	Collaroy Cromer Strikers Football Club	16	2	2	12	15	48	-33	8
9	Seaforth Football Club B	16	1	1	12	9	58	-49	4

UNDER 15 TO UNDER 18 TABLES

Pos	U15-2	P	W	D	L	GF	GA	GD	PTS
1	Manly Allambie United Football Club	10	9	0	1	48	16	32	27
2	St Augustines Soccer Club A	10	8	0	2	34	13	21	24
3	Harbord Seaside United Football Club	10	7	1	2	31	15	16	22
4	St Augustines Soccer Club B	10	7	1	2	31	16	15	22
5	Wakehurst Football Club	10	4	1	5	12	18	-6	13
6	Mosman Football Club	10	3	3	4	18	24	-6	12
7	Forest Killarney Football Club	10	3	2	5	9	25	-16	11
8	Manly Vale Football Club	10	2	4	4	14	22	-8	10
9	Collaroy Cromer Strikers FC A	10	3	0	7	10	27	-17	9
10	Beacon Hill Football Club	10	2	2	6	12	21	-9	8
11	Avalon Soccer Club	10	1	3	6	13	23	-10	6
12	Collaroy Cromer Strikers FC B	10	1	3	6	8	20	-12	6

Pos	U15-2A	P	W	D	L	GF	GA	GD	PTS
1	Manly Allambie United Football Club	15	13	0	2	61	23	38	39
2	Harbord Seaside United Football Club	15	12	1	2	44	20	24	37
3	St Augustines Soccer Club A	15	10	0	5	44	20	24	30
4	St Augustines Soccer Club B	15	7	2	6	36	31	5	23
5	Wakehurst Football Club	15	6	2	7	18	26	-8	20
6	Mosman Football Club	15	4	3	8	27	38	-11	15

Pos	U15-2B	P	W	D	L	GF	GA	GD	PTS
1	Manly Vale Football Club	15	5	6	4	25	30	-5	21
2	Beacon Hill Football Club	15	5	2	8	22	26	-4	17
3	Collaroy Cromer Strikers FC B	15	3	5	7	15	26	-11	14
4	Collaroy Cromer Strikers FC A	15	4	2	9	18	37	-19	14
5	Forest Killarney Football Club	15	3	4	8	14	41	-27	13
6	Avalon Soccer Club	15	3	3	9	25	31	-6	12

Pos	U15-3	P	W	D	L	GF	GA	GD	PTS
1	St Augustines Soccer Club B	10	9	0	1	43	8	35	27
2	Manly Allambie United Football Club A	10	8	0	2	30	7	23	24
3	Seaford Football Club	10	7	0	3	43	24	19	21
4	Beacon Hill Football Club	10	7	0	3	40	24	16	21
5	St Augustines Football Club A	10	6	1	3	35	12	23	19
6	Wakehurst Football Club	10	5	2	3	33	20	13	17
7	Dee Why Football Club	10	4	2	4	40	22	18	14
8	Forest Killarney Football Club	10	4	2	4	21	23	-2	14
9	Manly Allambie United FC B	10	3	1	6	21	34	-13	10
10	Avalon Soccer Club B	10	2	0	8	9	58	-49	6
11	Avalon Soccer Club A	10	1	0	9	8	46	-38	3
12	Pittwater RSL Football Club	10	0	0	10	4	49	-45	0

Pos	U15-3A	P	W	D	L	GF	GA	GD	PTS
1	Manly Allambie United Football Club A	15	10	3	2	41	13	28	33
2	St Augustines Football Club A	15	10	2	3	53	15	38	32
3	St Augustines Soccer Club B	15	10	0	5	48	15	33	30
4	Wakehurst Football Club	15	8	3	3	44	29	15	27
5	Seaford Football Club	15	8	1	6	52	41	11	25
6	Beacon Hill Football Club	15	8	0	7	47	43	4	24

Pos	U15-3B	P	W	D	L	GF	GA	GD	PTS
1	Dee Why Football Club	14	7	3	4	68	28	40	24
2	Forest Killarney Football Club	14	5	4	5	28	27	1	19
3	Manly Allambie United FC B	14	6	1	7	37	45	-8	19
4	Avalon Soccer Club B	14	3	1	8	16	73	-57	10
5	Pittwater RSL Football Club	14	0	0	8	4	71	-67	0
6	Avalon Soccer Club A	10	1	0	9	8	46	-38	3

Pos	U16-1	P	W	D	L	GF	GA	GD	PTS
1	Forest Killarney Football Club	16	12	4	0	32	11	21	40
2	St Augustines Soccer Club	16	11	3	2	44	18	26	36
3	Harbord Seaside United Football Club	16	10	1	5	38	21	17	31
4	Seaford Football Club	16	9	3	4	38	18	20	30
5	Beacon Hill Football Club	16	6	1	9	30	30	0	19
6	Manly Vale Football Club	16	6	1	9	20	32	-12	19
7	Pittwater RSL Football Club	16	5	1	9	17	28	-11	16
8	Curl Curl Youth Club	16	3	2	11	13	45	-32	11
9	Avalon Soccer Club	16	1	2	13	17	46	-29	5

Pos	U16-2	P	W	D	L	GF	GA	GD	PTS
1	Wakehurst Football Club	14	12	2	0	51	17	34	38
2	St Augustines Soccer Club A	14	9	1	4	38	22	16	28
3	BTH Raiders Soccer Club	14	8	3	3	51	22	29	27
4	Dee Why Football Club	14	7	3	4	32	20	12	24
5	Seaford Football Club	14	5	4	5	29	25	4	19
6	Forest Killarney Football Club	14	3	3	8	30	42	-12	12
7	Pittwater RSL Football Club	14	1	2	11	10	45	-35	5
8	St Augustines Soccer Club B	14	1	2	11	13	61	-48	5

Pos	U16-3	P	W	D	L	GF	GA	GD	PTS
1	Narrabeen Football Club	10	9	1	0	46	8	38	28
2	Beacon Hill Football Club A	10	9	0	1	56	10	46	27
3	Curl Curl Youth Club	10	8	0	2	39	15	24	24
4	Manly Vale Football Club	10	6	1	3	37	19	18	19
5	Beacon Hill Football Club B	10	4	3	3	31	28	3	15
6	Mosman Football Club A	10	4	2	4	29	31	-2	14
7	Seaford Football Club	10	3	3	4	39	34	5	12
8	Mosman Football Club B	10	2	3	5	29	21	8	9
9	Avalon Soccer Club	10	3	0	7	13	42	-29	9
10	BTH Raiders Soccer Club	10	2	2	6	18	39	-21	8
11	Forest Killarney Football Club	10	2	1	7	12	27	-15	7
12	St Augustines Soccer Club	10	0	0	10	7	82	-75	0

Pos	U16-3A	P	W	D	L	GF	GA	GD	PTS
1	Beacon Hill Football Club A	15	13	1	1	85	14	71	40
2	Narrabeen Football Club	15	13	1	1	61	15	46	40
3	Curl Curl Youth Club	15	9	2	4	56	25	31	29
4	Manly Vale Football Club	15	7	2	6	48	31	17	23
5	Beacon Hill Football Club B	15	6	5	4	42	36	6	23
6	Mosman Football Club A	15	4	2	6	29	73	-44	14

Pos	U16-3B	P	W	D	L	GF	GA	GD	PTS
1	Seaford Football Club	15	8	3	4	64	39	25	27
2	Mosman Football Club B	15	6	3	6	47	28	19	21
3	BTH Raiders Soccer Club	15	5	2	8	29	48	-19	17
4	Avalon Soccer Club	15	5	0	10	28	60	-32	15
5	Forest Killarney Football Club	15	3	1	11	17	43	-26	10
6	St Augustines Soccer Club	15	0	0	15	9	103	-94	0

Pos	U18-1	P	W	D	L	GF	GA	GD	PTS
1	Wakehurst Football Club A	15	12	2	1	57	14	43	40.5
2	St Augustines Soccer Club	15	9	3	3	57	20	37	32.0
3	Beacon Hill Football Club	16	9	2	5	56	27	29	29.0
4	Manly Vale Football Club	15	7	5	3	28	20	8	27.7
5	Forest Killarney Football Club	15	3	1	11	25	62	-37	10.7
6	Wakehurst Football Club B	15	2	3	9	19	49	-30	9.6
7	Pittwater RSL Football Club	15	2	2	10	15	65	-50	8.5

Pos	U18-2	P	W	D	L	GF	GA	GD	PTS
1	Narrabeen Football Club	18	14	1	3	58	23	35	43
2	Wakehurst Football Club	18	13	1	4	40	24	16	40
3	Beacon Hill Football Club	18	10	2	6	46	32	14	32
4	St Augustines Football Club	18	9	1	8	45	33	12	28
5	Pittwater RSL Football Club	18	7	4	7	38	26	12	25
6	Harbord Seaside United Football Club	18	6	3	9	28	44	-16	21
7	Seaford Football Club	18	3	2	13	27	58	-31	11
8	Dee Why Football Club	18	2	2	14	16	58	-42	8

Pos	U18-3	P	W	D	L	GF	GA	GD	PTS
1	Pittwater RSL Football Club	17	15	2	0	34	6	28	47.0
2	St Augustines Football Club A	16	11	2	3	92	31	61	37.2
3	Narrabeen Football Club	16	11	2	2	83	36	47	37.2
4	Manly Allambie United Football Club	16	8	2	6	53	33	20	27.6
5	Seaford Football Club	16	7	2	7	60	44	16	24.4
6	St Augustines Soccer Club B	16	7	2	7	41	51	-10	21.3
7	Wakehurst Football Club	17	4	2	11	37	84	-47	14.0
8	Harbord Seaside United Football Club	16	4	1	11	40	73	-33	13.8
9	Curl Curl Youth Club	16	3	1	10	25	103	-78	10.6

Pos	U18-4	P	W	D	L	GF	GA	GD	PTS
1	Manly Vale Football Club	16	12	3	1	66	22	44	39
2	Beacon Hill Football Club	16	10	3	3	50	28	22	33
3	Narrabeen Football Club	16	8	5	3	56	25	31	29
4	Avalon Soccer Club	16	5	3	8	39	32	7	18
5	St Augustines Soccer Club	16	5	1	9	41	83	-42	16
6	Forest Killarney Football Club	16	3	1	12	44	65	-21	10
7	Pittwater RSL Football Club	5	0	0	4	6	41	-35	0

Pos	U18-5	P	W	D	L	GF	GA	GD	PTS
1	Forest Killarney Football Club	15	14	0	1	99	19	80	44.8
2	BTH Raiders Soccer Club	15	12	0	3	60	26	34	38.4
3	Mosman Football Club	16	11	1	4	115	39	76	31.0
4	St Augustines Football Club	15	7	0	8	46	39	7	22.4
5	Beacon Hill Football Club	16	5	1	10	37	66	-29	16.0
6	Avalon Soccer Club	15	4	0	8	25	84	-59	12.8
7	Curl Curl Youth Club	16	0	0	16	15	124	-109	0.0

SENIOR FIRST & RESERVES TABLES

Pos	WPL-1	P	W	D	L	GF	GA	GD	PTS
1	Brookvale Football Club	16	14	0	2	54	18	36	42
2	Manly Vale Football Club A	16	12	3	1	47	18	29	39
3	Wakehurst Football Club	16	10	1	5	29	24	5	31
4	Manly Vale Football Club B	16	9	2	5	39	31	8	29
5	Beacon Hill Football Club	16	5	2	9	38	37	1	17
6	Seaforth Football Club	16	4	5	7	15	21	-6	17
7	Harbord Seaside United Football Club	16	4	1	11	23	37	-14	13
8	Mosman Football Club	16	4	1	11	16	38	-22	13
9	Avalon Soccer Club	16	1	3	12	13	50	-37	6

Pos	PL-1	P	W	D	L	GF	GA	GD	PTS
1	Narrabeen Football Club	18	15	2	1	46	18	28	47
2	Pittwater RSL Football Club	18	12	2	4	40	24	16	38
3	Manly Vale Football Club	18	9	5	4	45	31	14	32
4	Brookvale Football Club	18	9	3	5	38	32	6	30
5	St Augustines Football Club	18	8	5	5	30	20	10	29
6	Seaforth Football Club	18	7	5	6	32	28	4	26
7	Dee Why Football Club	18	6	1	11	43	48	-5	19
8	Wakehurst Football Club	18	5	3	10	24	40	-16	18
9	Mosman Football Club	18	2	3	13	19	47	-28	9
10	Collaroy Cromer Strikers FC	18	2	1	15	25	54	-29	7

Pos	AL-1	P	W	D	L	GF	GA	GD	PTS
1	Manly Allambie United Football Club	16	13	3	0	43	11	32	42
2	Mosman Football Club	16	9	4	3	40	15	25	31
3	Harbord Seaside United Football Club	16	9	3	4	32	23	9	30
4	Beacon Hill Football Club	16	8	3	5	36	21	15	27
5	Pittwater RSL Football Club	16	6	5	5	34	25	9	23
6	Avalon Soccer Club	16	7	2	7	23	17	6	23
7	Forest Killarney Football Club	16	4	3	9	17	33	-16	15
8	Dee Why Football Club	16	2	1	13	16	55	-39	7
9	Brookvale Football Club	16	2	0	12	15	56	-41	1

Pos	AL-2	P	W	D	L	GF	GA	GD	PTS
1	Pittwater RSL Football Club	17	13	3	1	49	15	34	44.5
2	Harbord Seaside United Football Club	17	11	2	4	46	29	17	37.1
3	St Augustines Soccer Club	18	11	4	3	53	24	29	37.0
4	Seaforth Football Club	17	10	1	6	50	32	18	32.8
5	Beacon Hill Football Club	17	9	3	5	31	26	5	31.8
6	Mosman Football Club	17	6	5	6	48	36	12	24.4
7	BTH Raiders Soccer Club	18	6	5	7	46	41	5	23.0
8	Manly Vale Football Club	18	7	2	9	26	33	-7	23.0
9	Avalon Soccer Club	17	4	2	11	23	41	-18	14.8
10	Brookvale Football Club	17	1	3	13	29	63	-34	6.4
11	Forest Killarney Football Club	17	2	0	15	22	83	-61	6.4

Pos	AL-3	P	W	D	L	GF	GA	GD	PTS
1	Pittwater RSL Football Club	15	10	2	3	35	10	25	34.1
2	Forest Killarney Football Club	16	10	4	2	37	14	23	34.0
3	Mosman Football Club	15	9	4	2	44	20	24	33.1
4	Curl Curl Youth Club	15	7	4	4	35	22	13	26.7
5	Dee Why Football Club	15	5	5	5	25	36	-11	21.3
6	Collaroy Cromer Strikers Football Club	15	5	3	7	29	37	-8	19.2
7	Seaforth Football Club	15	3	3	9	29	43	-14	12.8
8	Beacon Hill Football Club	15	3	1	9	28	59	-31	10.7
9	Narrabeen Football Club	15	2	2	11	16	37	-21	8.5

Pos	AL-4	P	W	D	L	GF	GA	GD	PTS
1	BTH Raiders Soccer Club	16	14	1	1	47	11	36	43
2	Curl Curl Youth Club	16	12	1	3	38	18	20	37
3	Wakehurst Football Club	16	8	3	5	32	16	16	27
4	Collaroy Cromer Strikers Football Club	16	7	3	6	24	16	8	24
5	Harbord Seaside United Football Club B	16	7	3	5	28	32	-4	24
6	Mosman Football Club	16	7	2	7	28	31	-3	23
7	Pittwater RSL Football Club	16	6	2	8	32	28	4	20
8	Harbord Seaside United Football Club A	16	5	3	8	26	25	1	18
9	Manly Vale Football Club	16	2	4	9	16	47	-31	10
10	Dee Why Football Club	16	0	2	13	18	65	-47	2

Pos	AL-5	P	W	D	L	GF	GA	GD	PTS
1	Wakehurst Football Club	17	14	2	1	68	20	48	44
2	Narrabeen Football Club	17	12	0	4	54	26	28	35
3	Collaroy Cromer Strikers Football Club A	17	10	3	3	50	29	21	33
4	Pittwater RSL Football Club	17	10	2	5	49	27	22	32
5	Seaforth Football Club	17	9	3	5	52	24	28	30
6	Harbord Seaside United Football Club A	17	9	2	6	31	24	7	29
7	Collaroy Cromer Strikers Football Club B	17	5	4	8	34	36	-2	16
8	Dee Why Football Club A	17	3	2	12	19	46	-27	11
9	St Augustines Soccer Club	17	3	1	13	27	64	-37	10
10	Manly Vale Football Club	17	0	1	13	15	103	-88	1

Pos	WPL-Res	P	W	D	L	GF	GA	GD	PTS
1	Beacon Hill Football Club	16	12	3	1	31	9	22	39
2	Harbord Seaside United Football Club	16	8	6	2	20	11	9	30
3	Wakehurst Football Club	16	8	3	5	21	16	5	27
4	Seaforth Football Club	16	6	7	3	19	7	12	25
5	Manly Vale Football Club B	16	7	3	6	31	20	11	24
6	Brookvale Football Club	16	6	1	9	20	18	2	19
7	Manly Vale Football Club A	16	5	3	8	18	23	-5	18
8	Mosman Football Club	16	2	4	10	7	29	-22	10
9	Avalon Soccer Club	16	2	2	12	8	42	-34	8

Pos	PL-Res	P	W	D	L	GF	GA	GD	PTS
1	Pittwater RSL Football Club	18	12	6	0	61	23	38	42
2	St Augustines Football Club	18	11	3	4	39	24	15	36
3	Wakehurst Football Club	18	9	8	1	44	22	22	35
4	Mosman Football Club	18	8	5	5	23	25	-2	29
5	Seaforth Football Club	18	6	4	8	31	28	3	22
6	Narrabeen Football Club	18	6	3	9	27	41	-14	21
7	Manly Vale Football Club	18	5	5	8	24	28	-4	20
8	Dee Why Football Club	18	6	2	10	33	47	-14	20
9	Brookvale Football Club	18	3	3	11	21	41	-20	12
10	Collaroy Cromer Strikers FC	18	3	3	12	16	40	-24	12

Pos	AL-1R	P	W	D	L	GF	GA	GD	PTS
1	Beacon Hill Football Club	16	12	1	3	49	19	30	37
2	Manly Allambie United Football Club	16	11	0	5	42	20	22	33
3	Mosman Football Club	16	9	4	3	35	13	22	31
4	Harbord Seaside United Football Club	16	9	1	6	36	25	11	28
5	Pittwater RSL Football Club	16	8	3	5	21	18	3	27
6	Forest Killarney Football Club	16	6	3	7	24	26	-2	21
7	Dee Why Football Club	16	4	2	10	15	46	-31	14
8	Avalon Soccer Club	16	2	3	11	17	35	-18	9
9	Brookvale Football Club	16	2	1	11	14	51	-37	2

Pos	AL-2R	P	W	D	L	GF	GA	GD	PTS
1	Mosman Football Club	17	14	1	2	47	17	30	45.5
2	Manly Vale Football Club	18	14	2	2	66	18	48	44
3	St Augustines Soccer Club	18	11	1	6	48	26	22	34.0
4	Harbord Seaside United Football Club	17	10	2	5	35	24	11	33.9
5	Beacon Hill Football Club	17	7	8	2	26	12	14	30.7
6	Brookvale Football Club	17	6	2	8	30	40	-10	21.2
7	Pittwater RSL Football Club	17	6	0	11	34	40	-6	19.1
8	Avalon Soccer Club	17	4	5	8	26	48	-22	18.0
9	BTH Raiders Soccer Club	18	4	2	12	23	54	-31	14.0
10	Seaforth Football Club	17	2	3	11	20	40	-20	9.5
11	Forest Killarney Football Club	17	1	6	8	15	51	-36	9.5

Pos	AL-3R	P	W	D	L	GF	GA	GD	PTS
1	Curl Curl Youth Club	15	13	0	1	55	11	44	41.6
2	Pittwater RSL Football Club	15	12	0	3	52	16	36	38.4
3	Narrabeen Football Club	15	9	1	5	40	18	22	29.9
4	Mosman Football Club	15	8	2	5	30	28	2	27.7
5	Forest Killarney Football Club	16	6	2	8	33	34	-1	20.0
6	Collaroy Cromer Strikers Football Club	15	6	1	8	30	27	3	20.3
7	Seaforth Football Club	15	6	0	9	37	44	-7	19.2
8	Dee Why Football Club	15	5	0	7	26	45	-19	16.0
9	Beacon Hill Football Club	15	0	0	11	10	90	-80	0.0

Pos	AL-4R	P	W	D	L	GF	GA	GD	PTS
1	Wakehurst Football Club	16	13	1	2	59	8	51	40
2	Dee Why Football Club	16	13	1	2	61	25	36	40
3	Mosman Football Club	16	12	1	3	51	32	19	37
4	Brookvale Football Club	16	8	5	3	35	20	15	29
5	Manly Vale Football Club	16	6	3	7	33	21	12	21
6	Harbord Seaside United Football	16	7	0	9	25	28	-3	21
7	Collaroy Cromer Strikers Football Club	16	5	3	8	27	40	-13	18
8	Pittwater RSL Football Club	16	4	1	11	20	39	-19	13
9	Curl Curl Youth Club	16	2	3	11	13	52	-39	9
10	BTH Raiders Soccer Club	16	0	2	14	12	71	-59	2

Pos	AL-5R	P	W	D	L	GF	GA	GD	PTS
1	Collaroy Cromer Strikers Football Club A	17	14	2	1	78	16	62	44
2	Dee Why Football Club A	17	12	2	3	61	21	40	38
3	Wakehurst Football Club	17	11	2	4	42	26	16	35
4	Harbord Seaside United Football Club A	17	11	2	4	37	29	8	35
5	Harbord Seaside United Football Club B	17	7	4	6	35	29	6	25
6	Manly Vale Football Club	17	7	4	6	33	31	2	25
7	Narrabeen Football Club	17	6	3	8	48	35	13	21
8	Pittwater RSL Football Club	17	1	6	10	17	44	-27	9
9	Collaroy Cromer Strikers Football Club B	17	1	2	14	20	70	-50	5
10	St Augustines Soccer Club	17	1	1	15	20	90	-70	4

WOMENS JUNIOR AND AL TABLES

Pos	W12-1	P	W	D	L	GF	GA	GD	PTS
1	Seaforth Football Club	14	10	3	1	22	2	20	33
2	Pittwater RSL Football Club	14	9	3	2	30	9	21	30
3	Curl Curl Youth Club	14	8	2	4	29	13	16	26
4	Wakehurst Football Club	14	8	2	4	22	12	10	26
5	Narrabeen Football Club	14	5	2	7	14	24	-10	17
6	Manly Vale Football Club	14	4	3	7	10	27	-17	15
7	Forest Killarney Football Club	14	2	2	10	11	23	-12	8
8	Beacon Hill Football Club	14	1	1	12	5	33	-28	4

Pos	W12-2	P	W	D	L	GF	GA	GD	PTS
1	Manly Vale Football Club A	14	14	0	0	55	2	53	42
2	Collaroy Cromer Strikers Football Club	14	8	2	4	22	7	15	26
3	Curl Curl Youth Club	14	7	3	4	21	10	11	24
4	Pittwater RSL Football Club	14	7	3	4	24	14	10	24
5	Seaforth Football Club	14	7	1	6	15	19	-4	22
6	Wakehurst Football Club	14	1	5	7	6	34	-28	8
7	Beacon Hill Football Club	14	2	2	9	8	43	-35	8
8	Manly Vale Football Club B	14	2	0	12	13	35	-22	6

Pos	W12-3	P	W	D	L	GF	GA	GD	PTS
1	Mosman Football Club	15	12	2	1	46	11	35	38
2	Brookvale Football Club	15	10	2	3	27	16	11	32
3	Narrabeen Football Club	15	9	2	4	18	11	7	29
4	Avalon Soccer Club	15	5	1	9	35	27	8	16
5	Wakehurst Football Club	15	3	2	10	17	30	-13	11
6	Pittwater RSL Football Club	15	1	1	13	14	62	-48	4

Pos	W13-1	P	W	D	L	GF	GA	GD	PTS
1	Avalon Soccer Club A	14	11	3	0	48	8	40	36
2	Seaforth Football Club	14	10	2	2	48	10	38	32
3	BTH Raiders Soccer Club	14	7	2	5	30	13	17	23
4	Mosman Football Club	14	7	1	6	32	19	13	22
5	Harbord Seaside United Football Club	14	7	1	6	25	32	-7	22
6	Manly Vale Football Club	14	6	1	7	24	27	-3	19
7	Avalon Soccer Club B	14	2	0	12	10	49	-39	6
8	Beacon Hill Football Club	14	1	0	13	4	63	-59	3

Pos	W13-2	P	W	D	L	GF	GA	GD	PTS
1	Pittwater RSL Football Club	14	11	3	0	43	4	39	36
2	Curl Curl Youth Club	14	8	4	2	31	10	21	28
3	Collaroy Cromer Strikers Football Club	14	7	6	1	40	14	26	27
4	Harbord Seaside United Football Club	14	6	3	5	21	18	3	21
5	Brookvale Football Club	14	5	4	5	21	21	0	19
6	Seaforth Football Club	14	4	2	8	14	35	-21	14
7	Avalon Soccer Club	14	3	1	10	13	35	-22	10
8	Forest Killarney Football Club	14	0	1	13	4	50	-46	1

Pos	W14-1	P	W	D	L	GF	GA	GD	PTS
1	Avalon Soccer Club	14	11	3	0	35	8	27	36
2	Wakehurst Football Club	14	10	2	2	34	10	24	32
3	Manly Vale Football Club A	14	8	4	2	36	14	22	28
4	Forest Killarney Football Club	14	5	3	6	22	30	-8	18
5	Collaroy Cromer Strikers Football Club	14	3	4	7	20	25	-5	13
6	Narrabeen Football Club	14	3	2	9	17	32	-15	11
7	Pittwater RSL Football Club	14	3	2	9	13	31	-18	11
8	Manly Vale Football Club B	14	2	2	10	16	43	-27	8

Pos	W14-2	P	W	D	L	GF	GA	GD	PTS
1	Pittwater RSL Football Club B	12	9	2	1	25	5	20	29
2	Manly Allambie United Football Club	12	7	2	3	14	8	6	23
3	Wakehurst Football Club	12	5	5	2	14	5	9	20
4	Brookvale Football Club	12	5	4	3	20	10	10	19
5	Beacon Hill Football Club	12	3	4	5	10	20	-10	13
6	Seaforth Football Club	12	2	1	9	6	25	-19	7
7	Pittwater RSL Football Club A	12	1	2	9	5	21	-16	5

Pos	W14-3	P	W	D	L	GF	GA	GD	PTS
1	BTH Raiders Soccer Club	15	15	0	0	63	3	60	45
2	Beacon Hill Football Club	15	10	2	3	36	8	28	32
3	Narrabeen Football Club	15	6	4	5	13	25	-12	22
4	Curl Curl Youth Club	15	5	2	8	16	33	-17	17
5	Avalon Soccer Club	15	3	1	11	14	33	-19	10
6	Wakehurst Football Club	15	1	1	13	6	46	-40	4

Pos	W16-1	P	W	D	L	GF	GA	GD	PTS
1	Collaroy Cromer Strikers Football Club	17	14	2	1	43	8	35	44
2	Brookvale Football Club	17	13	2	2	54	8	46	41
3	Avalon Soccer Club	17	13	0	4	68	23	45	39
4	Manly Vale Football Club	17	11	3	3	45	18	27	36
5	Beacon Hill Football Club	17	8	2	7	33	32	1	26
6	Seaforth Football Club	17	5	3	9	18	31	-13	18
7	Pittwater RSL Football Club A	17	4	3	8	15	33	-18	15
8	Wakehurst Football Club	17	2	6	9	12	38	-26	12
9	Mosman Football Club	17	1	3	13	12	59	-47	6
10	Pittwater RSL Football Club B	17	1	2	14	13	63	-50	5

Pos	W16-2	P	W	D	L	GF	GA	GD	PTS
1	Curl Curl Youth Club	14	11	2	1	50	13	37	35
2	Brookvale Football Club	14	11	2	1	31	12	19	35
3	Avalon Soccer Club	14	7	3	4	38	21	17	24
4	Seaforth Football Club	14	5	4	5	24	23	1	19
5	BTH Raiders Soccer Club	14	3	4	7	16	26	-10	13
6	Beacon Hill Football Club	14	3	3	8	12	38	-26	12
7	Narrabeen Football Club	14	3	1	10	15	32	-17	10
8	Collaroy Cromer Strikers Football Club	14	3	1	10	12	33	-21	10

Pos	W16-3	P	W	D	L	GF	GA	GD	PTS
1	Forest Killarney Football Club	10	10	0	0	38	5	33	30
2	Avalon Soccer Club A	10	8	1	1	37	6	31	25
3	Wakehurst Football Club A	10	5	3	2	16	3	13	18
4	Pittwater RSL Football Club	10	5	2	3	17	11	6	17
5	Curl Curl Youth Club A	10	5	1	4	24	15	9	16
6	Seaforth Football Club	10	5	1	4	19	16	3	16
7	Manly Vale Football Club	10	4	2	4	12	19	-7	14
8	Avalon Soccer Club B	10	4	0	6	15	34	-19	12
9	Beacon Hill Football Club	10	3	1	6	9	18	-9	10
10	Brookvale Football Club	10	2	2	6	10	23	-13	8
11	Wakehurst Football Club B	10	1	1	8	6	24	-18	4
12	Curl Curl Youth Club B	10	1	0	9	6	35	-29	3

Pos	W16-3A	P	W	D	L	GF	GA	GD	PTS
1	Forest Killarney Football Club	15	13	1	1	46	7	39	40
2	Avalon Soccer Club A	15	10	3	2	40	8	32	33
3	Wakehurst Football Club A	15	8	5	2	21	5	16	29
4	Curl Curl Youth Club A	15	8	2	5	31	20	11	26
5	Seaforth Football Club	15	6	1	8	20	23	-3	19
6	Pittwater RSL Football Club	15	5	2	8	18	18	0	17

Pos	W16-3B	P	W	D	L	GF	GA	GD	PTS
1	Manly Vale Football Club	15	9	2	4	21	21	0	29
2	Avalon Soccer Club B	15	6	1	8	28	41	-13	19
3	Beacon Hill Football Club	15	5	2	8	23	23	0	17
4	Brookvale Football Club	15	4	2	9	19	29	-10	14
5	Wakehurst Football Club B	15	4	1	10	15	33	-18	13
6	Curl Curl Youth Club B	15	1	0	13	8	62	-54	3

Pos	W18-1	P	W	D	L	GF	GA	GD	PTS
1	Avalon Soccer Club	13	12	0	1	63	10	53	36
2	Wakehurst Football Club A	13	11	1	1	62	10	52	34
3	Beacon Hill Football Club	13	9	1	3	66	19	47	28
4	Collaroy Cromer Strikers Football Club	13	6	1	6	40	30	10	19
5	Pittwater RSL Football Club	13	4	1	7	37	73	-36	13
6	Harbord Seaside United Football Club	13	3	2	8	38	49	-11	11
7	Forest Killarney Football Club	13	1	0	10	10	72	-62	3

Pos	W18-2	P	W	D	L	GF	GA	GD	PTS
1	Seaforth Football Club	18	14	2	2	86	21	65	44.0
2	Manly Vale Football Club	17	13	1	3	96	32	64	42.4
3	Collaroy Cromer Strikers Football Club	17	11	3	3	57	28	29	38.1
4	Wakehurst Football Club A	17	8	6	3	39	22	17	31.8
5	Beacon Hill Football Club	17	6	6	5	41	31	10	25.4
6	Avalon Soccer Club	17	6	3	8	42	37	5	22.2
7	Forest Killarney Football Club	18	6	3	9	45	49	-4	21.0
8	Manly Allambie United Football Club	17	5	3	9	26	39	-13	19.1
9	Wakehurst Football Club B	15	3	3	8	15	65	-50	14.4
10	Wakehurst Football Club (C)	17	1	2	12	15	99	-84	5.3
11	Narrabeen Football Club	17	1	0	15	26	118	-92	3.2

Pos	WAL-2	P	W	D	L	GF	GA	GD	PTS
1	Mosman Football Club	16	12	3	1	44	15	29	39
2	Collaroy Cromer Strikers Football Club	16	12	3	1	34	15	19	39
3	Forest Killarney Football Club	16	11	1	4	27	17	10	34
4	Pittwater RSL Football Club	16	10	3	3	41	18	23	33
5	Curl Curl Youth Club	16	6	5	5	24	18	6	23
6	Beacon Hill Football Club	16	6	3	7	29	19	10	21
7	Harbord Seaside United Football Club	16	5	1	10	23	39	-16	16
8	BTH Raiders Soccer Club	16	2	4	10	14	35	-21	10
9	Manly Vale Football Club	16	2	1	13	15	47	-32	7
10	Dee Why Football Club	16	1	2	13	14	42	-28	5

Pos	WAL-3	P	W	D	L	GF	GA	GD	PTS
1	BTH Raiders Soccer Club	16	13	2	0	52	18	34	38
2	Seaforth Football Club B	16	10	1	5	43	30	13	31
3	Avalon Soccer Club	16	9	2	5	27	14	13	29
4	Seaforth Football Club A	16	8	2	6	30	22	8	26
5	Pittwater RSL Football Club	16	8	2	6	29	23	6	26
6	Manly Allambie United Football Club	16	7	4	5	33	24	9	25
7	Wakehurst Football Club	16	6	3	7	24	28	-4	21
8	Collaroy Cromer Strikers Football Club B	16	6	1	9	27	32	-5	19
9	Collaroy Cromer Strikers Football Club A	16	2	3	11	22	41	-19	9
10	Forest Killarney Football Club	16	1	0	15	22	77	-55	3

Pos	WAL-4	P	W	D	L	GF
-----	-------	---	---	---	---	----

O35 AND AL6 TABLES

Pos	O35-1/2	P	W	D	L	GF	GA	GD	PTS
1	Wakehurst Football Club A	10	9	1	0	38	6	32	28
2	Narrabeen Football Club A	10	8	0	2	33	6	27	24
3	Collaroy Cromer Strikers Foot	10	7	1	2	28	17	11	22
4	Mosman Football Club A	10	6	2	2	35	24	11	20
5	Narrabeen Football Club B	10	6	1	3	20	15	5	19
6	Dee Why Football Club	10	4	2	4	19	17	2	14
7	Brookvale Football Club	10	3	2	5	21	25	-4	11
8	Mosman Football Club B	10	3	2	5	14	23	-9	11
9	Manly Allambie United FC	10	2	3	5	13	28	-15	9
10	Wakehurst Football Club B	10	2	1	7	8	21	-13	7
11	Wakehurst Football Club C	10	1	1	8	9	25	-16	4
12	BTH Raiders Soccer Club	10	1	0	9	12	43	-31	3

Pos	O35-1	P	W	D	L	GF	GA	GD	PTS
1	Narrabeen Football Club A	19	16	1	2	65	14	51	49
2	Wakehurst Football Club A	19	14	4	1	59	18	41	46
3	Mosman Football Club A	19	11	4	4	63	37	26	37
4	Collaroy Cromer Strikers Foot	19	10	1	5	37	36	1	31
5	Narrabeen Football Club B	19	7	2	9	26	43	-17	23
6	Dee Why Football Club	19	5	3	9	26	40	-14	18

Pos	O35-2	P	W	D	L	GF	GA	GD	PTS
1	Manly Allambie United FC	19	8	4	7	35	39	-4	28
2	Wakehurst Football Club C	19	8	2	8	30	32	-2	26
3	Brookvale Football Club	19	7	2	8	50	52	-2	23
4	Wakehurst Football Club B	19	6	3	10	34	36	-2	21
5	Mosman Football Club B	19	6	3	10	39	42	-3	21
6	BTH Raiders Soccer Club	19	1	1	15	17	92	-75	4

Pos	O35-3	P	W	D	L	GF	GA	GD	PTS
1	Curl Curl Youth Club A	9	7	1	1	34	11	23	27.2
2	Beacon Hill Football Club A	9	7	0	2	28	11	17	25.9
3	Pittwater RSL Football Club	9	6	1	2	21	14	7	23.5
4	Seaforth Football Club	9	4	1	4	25	22	3	16.0
5	Avalon Soccer Club	9	4	1	4	19	22	-3	16.0
6	Curl Curl Youth Club B	9	3	3	3	17	16	1	14.8
7	Collaroy Cromer Strikers Foot	9	3	3	3	19	19	0	14.8
8	Mosman Football Club	10	4	0	6	19	37	-18	12.0
9	Manly Vale Football Club B	9	3	1	5	22	22	0	12.3
10	Beacon Hill Football Club B	9	2	1	6	11	20	-9	8.6
11	Manly Vale Football Club A	9	1	0	8	11	32	-21	3.7

Pos	O35-3A	P	W	D	L	GF	GA	GD	PTS
1	Curl Curl Youth Club A	18	14	2	2	65	21	44	44
2	Beacon Hill Football Club A	18	14	1	3	56	20	36	43
3	Pittwater RSL Football Club	18	10	2	6	39	39	0	32
4	Seaforth Football Club	18	8	1	8	45	45	0	25
5	Curl Curl Youth Club B	18	6	3	9	30	35	-5	21
6	Avalon Soccer Club	18	4	2	11	27	54	-27	14

Pos	O35-3B	P	W	D	L	GF	GA	GD	PTS
1	Manly Vale Football Club B	16	8	2	6	38	29	9	27.6
2	Collaroy Cromer Strikers Foot	16	7	3	6	37	34	3	25.5
3	Beacon Hill Football Club B	17	7	3	7	28	28	0	24.0
4	Mosman Football Club	17	5	1	11	27	54	-27	16.0
5	Manly Vale Football Club A	16	2	0	14	18	51	-33	6.4

Pos	O35-4	P	W	D	L	GF	GA	GD	PTS
1	Brookvale Football Club	16	14	0	2	64	11	53	42
2	Manly Vale Football Club	16	9	3	4	34	14	20	30
3	Forest Killarney Football Club	16	9	2	5	40	23	17	29
4	Manly Allambie United Football	16	8	5	3	31	24	7	29
5	Wakehurst Football Club	16	7	5	4	30	31	-1	26
6	Avalon Soccer Club	16	7	3	6	40	31	9	24
7	Narrabeen Football Club	16	5	2	9	34	45	-11	17
8	Seaforth Football Club	16	3	5	8	26	34	-8	14
9	Beacon Hill Football Club	16	3	2	11	19	45	-26	11
10	Collaroy Cromer Strikers Foot	16	1	1	12	15	75	-60	4

Pos	O35-5	P	W	D	L	GF	GA	GD	PTS
1	Beacon Hill Football Club A	18	14	4	0	48	14	34	46
2	Curl Curl Youth Club	18	12	4	2	55	31	24	40
3	Seaforth Football Club	18	9	3	6	51	26	25	30
4	Harbord Seaside United Foot	18	8	3	7	33	35	-2	27
5	Beacon Hill Football Club B	18	7	3	8	38	29	9	24
6	Narrabeen Football Club	18	7	2	9	37	40	-3	23
7	BTH Raiders Soccer Club	18	7	2	9	33	43	-10	23
8	Pittwater RSL Football Club	18	6	1	10	40	58	-18	19
9	Manly Allambie United Football	18	4	3	10	28	45	-17	15
10	Dee Why Football Club	18	3	1	12	21	63	-42	6

Pos	O35-6	P	W	D	L	GF	GA	GD	PTS
1	Avalon Soccer Club A	17	13	3	1	62	25	37	42
2	Manly Vale Football Club	17	10	2	5	42	26	16	32
3	Avalon Soccer Club B	17	10	2	5	32	27	5	32
4	Beacon Hill Football Club	17	10	1	6	42	24	18	31
5	Curl Curl Youth Club	17	7	4	6	41	38	3	25
6	Forest Killarney Football Club	17	7	0	9	32	42	-10	21
7	Mosman Football Club	17	5	1	11	36	50	-14	16
8	Manly Allambie United Football C	17	5	1	11	35	58	-23	16
9	Seaforth Football Club	17	4	3	10	37	40	-3	15
10	Collaroy Cromer Strikers Footba	17	4	3	10	20	49	-29	15

Pos	O35-7	P	W	D	L	GF	GA	GD	PTS
1	Wakehurst Football Club	17	14	0	3	50	17	33	42
2	Beacon Hill Football Club	17	11	4	2	54	27	27	37
3	Forest Killarney Football Club B	17	10	1	5	35	30	5	31
4	Mosman Football Club A	17	9	2	6	43	28	15	29
5	Mosman Football Club B	17	8	1	8	35	26	9	25
6	Avalon Soccer Club	17	7	3	7	37	38	-1	24
7	BTH Raiders Soccer Club	17	7	2	8	28	35	-7	23
8	Collaroy Cromer Strikers Footba	17	4	1	12	25	43	-18	13
9	Forest Killarney Football Club A	17	4	1	9	28	66	-38	13
10	Pittwater RSL Football Club	17	2	3	12	17	42	-25	9

Pos	O35-8	P	W	D	L	GF	GA	GD	PTS
1	Mosman Football Club	16	12	0	4	58	23	35	36
2	Beacon Hill Football Club	16	11	2	3	51	18	33	35
3	Forest Killarney Football Club A	16	10	2	4	42	31	11	32
4	Forest Killarney Football Club B	16	8	3	5	36	35	1	27
5	Narrabeen Football Club	16	7	5	4	44	34	10	26
6	Collaroy Cromer Strikers Footba	16	6	4	6	40	31	9	22
7	Curl Curl Youth Club	16	6	2	8	27	32	-5	20
8	Wakehurst Football Club	16	1	2	13	16	57	-41	5
9	BTH Raiders Soccer Club	16	0	2	13	5	58	-53	2

Pos	SNR	P	W	D	L	GF	GA	GD	PTS
1	Pittwater RSL Football Club	19	16	2	1	70	12	58	50
2	Beacon Hill Football Club B	19	10	5	4	52	32	20	35
3	Manly Allambie United FC	19	8	5	6	46	32	14	29
4	BTH Raiders Soccer Club	19	9	3	7	42	34	8	29
5	Forest Killarney Football Club	19	8	4	7	39	29	10	28
6	Manly Vale Football Club	19	7	5	7	33	41	-8	26
7	Avalon Soccer Club	19	3	1	13	23	74	-51	10
8	Beacon Hill Football Club A	19	1	3	14	15	66	-51	6

Pos	AL-6	P	W	D	L	GF	GA	GD	PTS
1	Forest Killarney Football Club	19	15	3	1	61	28	33	48
2	Manly Allambie United FC B	19	14	4	1	52	13	39	46
3	Dee Why Football Club	19	9	4	6	56	42	14	31
4	Mosman Football Club	19	9	2	7	52	45	7	29
5	Seaforth Football Club B	19	8	3	8	41	45	-4	27
6	Manly Allambie United FC A	19	7	5	7	36	31	5	26
7	Curl Curl Youth Club	19	8	4	7	52	44	8	25
8	St Augustines Football Club	19	7	5	7	41	40	1	23
9	Wakehurst Football Club	19	6	4	8	33	40	-7	22
10	Pittwater RSL Football Club	19	7	2	10	33	44	-11	22
11	Avalon Soccer Club	19	3	5	11	32	48	-16	14
12	Seaforth Football Club A	19	0	1	17	13	82	-69	1

Pos	WO35-1	P	W	D	L	GF	GA	GD	PTS
1	Pittwater RSL Football Club	12	10	1	1	55	9	46	31
2	Wakehurst Football Club	12	7	2	3	36	5	31	23
3	Harbord Seaside United Footb	12	7	1	3	36	18	18	22
4	Forest Killarney Football Club	12	4	5	3	21	18	3	17
5	Manly Vale Football Club A	12	4	4	4	21	17	4	16
6	Manly Vale Football Club B	12	1	3	8	7	24	-17	6
7	Mosman Football Club	12	1	0	10	8	93	-85	3

Pos	WO35-2	P	W	D	L	GF	GA	GD	PTS
1	Manly Vale Football Club A	14	13	0	1	54	8	46	39
2	BTH Raiders Soccer Club	14	10	1	3	57	16	41	31
3	Beacon Hill Football Club A	14	10	1	3	40	20	20	31
4	Manly Vale Football Club B	14	7	1	6	29	18	11	22
5	Narrabeen Football Club	14	6	1	7	26	21	5	19
6	Curl Curl Youth Club	14	3	1	10	12	36	-24	10
7	Wakehurst Football Club	14	3	1	10	9	47	-38	10
8	Beacon Hill Football Club B	14	1	0	13	6	67	-61	3

Pos	WO35-3	P	W	D	L	GF	GA	GD	PTS
1	Beacon Hill Football Club	14	11	1	2	37	8	29	34
2	Manly Allambie United Football C	14	9	4	1	32	4	28	31
3	Seaforth Football Club	14	8	2	4	43	20	23	26
4	Collaroy Cromer Strikers Footba	14	8	2	4	25	16	9	26
5	Narrabeen Football Club	14	5	2	7	18	26	-8	17
6	Pittwater RSL Football Club	14	3	2	9	14	26	-12	11
7	BTH Raiders Soccer Club	14	3	0	9	12	51	-39	9
8	Manly Vale Football Club	14	2	1	11	10	40	-30	7



67th Annual General Meeting

Manly-Warringah Football Association Inc

Held in the Premises of the Manly-Warringah Soccer Football Club

Monday, 24th November, 2014

1.0 - Meeting Opened: At 7.30pm by the Incumbent 2014 MWFA President, Mr Ray Fanning

2.0 - Welcome: to the 67th Annual General Meeting of the Manly Warringah Football Association Inc., by MWFA President, Mr Ray Fanning, issued to all Life Members, Delegates and Guests. He made special mention of MWFA Life Members present, namely Messrs Ted Blackwood, Don Gale, Keith Pester, Andrew Edwards, with Mr Fanning noting his Life Membership (awarded at the last AGM), and with mention next of our Lady Life Members in Mesdames Jacky Higgins and Linda Ward.

3.0 - Attendance: Noted in the Attendance Book as 45 Members, Life Members and Guests.

4.0 - Apologies: Apologies were received from Mr Ash Parker (Collaroy Cromer Strikers FC).

5.0 - Minutes of the 66th Annual General Meeting (Year 2013) were perused: No amendments were noted so a Motion was moved by Mr Ted Blackwood (Life Member), seconded by Mr Richard Wright (Seaforth FC) and passed unanimously that these Minutes, as shown in the 2014 Annual Report document, be accepted as a true and accurate record.

5.1 - Business Arising from the Minutes Above: nil was forthcoming

6.0 - Annual Report Document: Mr Fanning firstly offered the 2014 Annual report for perusal. He said he was in his last minutes as the MWFA President after nine years and some as Senior Vice-President, beforehand. Next he said the role of President was 'thrust upon him' following the retirement of Mrs Linda Ward, also after many years of Presidency and other MWFA service. Then he said he was initially somewhat reluctant to accept the Presidency as he believed it was a daunting task. Nevertheless, Mr Fanning said there followed the years of stability with all members heading for the common goal. He thanked all associated with the MWFA for affording his Presidency with loyalty, determination and friendship both at the Management and Executive Committee levels plus the Sub-Committee members over the years and the dedicated Club Committees together with supporters and players. Next he remarked that he would be relinquishing the MWFA Presidency but was proposing to leave it in the hands of Mr Jeff Smit, who has nominated for the 2015 Presidency. He remarked that Mr Smit would be receiving his highest endorsement as a 'young man who was promising dedication for the future advancement of the MWFA'. Then Mr Fanning thanked our MWFA Office Staff members for such continuing and excellent work in making our game run so well. Firstly, he praised highly Mr Jeremy Toivonen, MWFA General Manager, for overseeing once again the professional, 'in-house' production of the Annual Report document. Next Mr Fanning thanked the other tireless Office Staff members in Mrs Lee-Anne Sestanovich, Ms Angela Crandell and Ms Louise Blair for their outstanding teamwork. Next Mr Fanning thanked all members of the MWFA Management and Executive Committees, plus various MWFA Sub-Committees, for thorough and co-operative efforts on behalf of the MWFA during 2014. Lastly Mr Fanning outlined the Annual Report, with many highlights:

6.1 – Retirement of Mr Fanning from MWFA Presidency – Mr Fanning spoke of his aims and goals during his Presidency and what had been achieved by and for so many, namely:

6.1.1 - The main item stated was the completion of the initial major Cromer Park refurbishment with ground redevelopment. For this Mr Fanning stated that Warringah Council had done a fine job. However, Mr Fanning stressed that there were matters still to be addressed, namely refurbishment of the two Amenities Blocks to cater for the increase in field usage by players and the public. He said that both Amenities Blocks needed enlarging each to include more dressing rooms, storage facilities and improvement to the areas as presently utilised.

6.1.2 - The plan by Warringah Council to establish four new synthetic Football fields throughout its area, with discussions still in hand and some planning development already occurring. Mr Fanning spoke on that Council's idea of finding a more economic way to establish such fields at lower cost, this making the available dollar spread more efficiently to more field upgrading.

6.1.3 - The 'Lighting Levy' was becoming the 'Amenities Levy', as most fields had or will soon have better lighting and it was agreed to increase this renamed Levy to grant \$40 000 per field and \$100 000 per Amenities Block, which should help gain better Club amenities. Mr Fanning said Football NSW had examined our Lighting / Amenities Levy and deemed it ideal to recommend to other Associations. Then Mr Fanning complimented the MWFA-affiliated Clubs on their efficiency.

6.1.4 - He stated that Club Coaching was becoming more professional with the MWFA assisting Club coaches reach higher Coaching Levels at no cost to the individual. This would have a trickle-down effect by having better quality coaches and ultimately players. Mr Fanning said that Mr Craig Midgley, the MWFA Coaching Director and Technical Director of Manly United FC, was upgraded in his coaching credentials to become an instructor in FFA 'B Class' coaching certificates as well as the 'Pro-Licence' course which is the

highest certificate available through FIFA. This was stated as seeing a flow through continue to local Club coaches

6.1.5 - Mr Fanning congratulated the Football NSW State Cups' and Champion of Champions Tournaments' participants and officials plus eventual winners, as reported elsewhere in the 2014 MWFA Annual Report document.

6.1.6 - Finally, Mr Fanning mentioned he hoped he had left the MWFA as a better place than the good one here when he started. He then thanked all the Clubs who voted to develop the Grounds' Levy when he started and to continue over the years as a Lighting Levy with our grounds becoming better equipped. With new lighting and better amenities the Clubs were bringing in more participants each year. In an extra concluding remark, Mr Fanning said what we all do is for the benefit of 'Football'.

(Editor's Note: Mr Fanning's report in full is contained in the 2014 Annual Report document.)

7.0 - Treasurer's Report: Mr Fanning invited Mr Robert Carollo (Treasurer MWFA) to speak on financial matters in the Annual Report. Mr Carollo advised that the MWFA's full audited statement had been provided for the 2014 Annual Report for the fifth year in a row. He remarked that the 'MWFA Annual Treasurer's Report and Financial Statements' were again completed according to the Companies Act of NSW. Then Mr Fanning thanked Mr Carollo for seamless transferring of the 'books' under the previous (2013) Treasurer, Mr David Tomlinson, into his efficient management.

8.0 - Budget for 2015: The comprehensive Budget Summary offered by Mr Carollo was announced as extremely strong as a sport's organisation when observed as a total picture. He offered thanks to all members on Committees who played a part in making this so. Next he said that even though there was a deficiency in some figures the purpose was to spend the amount on development with grounds and the like. He remarked that the figures shown at the recent Budget and Policy Meeting had seen minor 'rearrangement'. Next he said there was need to 'dip into the money' from one area to transfer to another for efficient management. Mr Carollo announced that the MWFA was in a position to do new programmes and support all MWFA Clubs. Also announced was that the MWFA had a substantive financial capital to exploit in the next few years. Then Mrs Linda Ward queried the Coaching development and Mr Fanning said the MWFA was continuing to subsidising that area.

Finally Mr Carollo followed the above statements with his Motion to Accept the Budget, which was seconded by Mr Edwards and carried unanimously.

9.0 - Hon Auditor: Next enacted was a vote to accept the 2014 Auditor ('CKC Accountants') again as the Honorary Auditor firm for 2015. The Motion was moved by Mr Carollo, seconded by Mr Edwards and passed unanimously.

10.0 - Honoraria: The Honoraria within the Budget were tabled for adoption. It was proposed the Honoraria for 2015 remain as shown in the 2014 Year Column. Mr Carollo moved the Acceptance Motion for the Honoraria remaining at the 2014 rate. Mr Pester seconded the Motion which was passed unanimously.

11.0 - Motion to Accept Annual Report: Mr Pester moved the Annual Report Acceptance Motion, which was seconded by Mr Smit and accepted unanimously, with no Business Arising.

12.0 - Meritorious Service and Other Distinguished Awards (citations being available for viewing and/or a copy obtained from the MWFA Office):

12.1 - Football NSW Award for Service to Football 2014: Mr Michael Bosschieter (Narrabeen Youth Club / Football Club) was nominated by the EC of the MWFA for this Award, was duly presented with this Award at the appropriate FNSW Meeting, was introduced with this Award tonight and had his achievements outlined. Mr Smit's outline of Mr Bosschieter's achievements was displayed on the parchment given to Mr Bosschieter. Applause followed from those assembled.

12.2 - Meritorious Service Awards: Mr Fanning announced the Meritorious Service Awardees and asked Mr Blackwood to present an award to each recipient, with Mr Toivonen to photograph the occasions. Applause followed each presentation. There were four awardees presented, as follows: Mrs Karen Carlson (Beacon Hill FC); Mr Vince Vescio (Beacon Hill FC); Mrs Anita Paul (Forest Killarney FC) – presented in absentia but accepted by a FKFC representative - and Mr David Brennan (Wakehurst FC). Each member was applauded for the service outlined and the award received.

13.0 - MWFA Life Membership: Mr Fanning announced there were no Life Memberships recommended to be bestowed this year.

14.0 - Mr Ray Fanning as Outgoing President for 2014, concluded the MWFA Year 2014 Business, announced the Election of 2015 Office Bearers, invited Mr Blackwood to speak and conduct the Election.

14.1 - Mr Fanning again thanked all Office Bearers and Office Staff Members for their efforts for Football with Manly Warringah Football Association Inc.

14.2 - He sought a Motion to elect Mr Tony Davies as Acting Secretary to take the Minutes during the Election. This was moved by Mr Smit, seconded by Mr Pester and passed unanimously.

14.3 - All Office Bearers were asked to Vacate Office as held for the Year 2014.

14.4 - Finally, Mr Fanning announced all Positions vacant and called upon Mr Blackwood, MWFA Life Member, to conduct the Election of Office Bearers for MWFA Year 2015;

14.5 - Mr Blackwood assumed the Chairperson role, thanked Mr Fanning for the opportunity to speak at the AGM, to outline some of his history with the MWFA and to conduct the Election of the MWFA 2015 Office Bearers. Mr Blackwood expressed his best wishes for Mr Fanning in retirement and he said that Mr Fanning was sure to be involved in some Football related area in the future. Applause followed.

14.6 - Next Mr Blackwood proceeded to the Election of Office Bearers for the MWFA 2015 Year. He stated that as only one nominee had been received in writing for each of the positions vacant he duly declared each nominee elected. Applause followed this statement. Then Mr Blackwood announced that the following Committee members were duly declared as elected:

14.6 - Executive and Management Committee

President - Mr Jeff Smit

Secretary - Mr Andrew Edwards

Treasurer – Mr Robert Carollo

Senior Vice President - Representative Football & MWFA Judiciary – Mr Keith Pester

Senior Vice President - Association Football – Mr David Wilson

Vice President Juniors (Ages 6-11) - Mr Tony Davies

Vice President Youth (Ages 12-16) - Mr David Brennan

Vice President Seniors - Mr David Wilson

Vice President Women - Ms Rhonda Ferguson

Registrar – Mrs Michele Edwards }

Registrar – Mr Peter Auld } roles developed to liaise with ‘whole’ Clubs not sections

Registrar – Mrs Dilys Graham }

Assistant Secretary - Mr Tony Davies

14.7 - Mr Blackwood, in an aside, spoke on his having lived the history of the MWFA and outlined facets from MWFA start in 1947. (Editor's Note This resume was available from the MWFA Office).

14.8 - Then he expressed his thanks to Mr Davies, as Acting Secretary, for taking the Minutes of the 2014 AGM, thanked the MWFA members for inviting him to the 2014 AGM and for the opportunity to address the Meeting, Finally he called upon the Elected President, Mr Jeff Smit, to assume the Office of President for 2015 with the Manly Warringah Football Association. Mr Blackwood wished everyone associated with the MWFA the best for the coming festive season as well as the 2015 Football season and vacated the Chair. This action followed by applause from the Floor.

15.0 - New President Assuming Office

Mr Smit then assumed the Office of President for 2015, thanked Mr Blackwood for his kind words, especially in outlining the history of the MWFA and for Conducting the Election of 2015 MWFA Office Bearers. He thanked Mr Davies for being the Acting Secretary and taking the Minutes. Next he called upon all Officers elected for 2015 to take Office, which duly occurred. In particular, he thanked Mr Fanning for the many tireless years of service, his friendship and excellent management of the MWFA which he would strive to emulate.

16.0 - Elections of Other Office Bearers, Sub-Committee Members and Delegates

Mr Smit sought members to stand for the other Offices and Delegates with the following elected:

To Football NSW Council of Associations – Messrs Jeff Smit and Mr David Wilson

To Football NSW Council of Clubs – Mr Keith Pester

To Football Sydney – Messrs Jeff Smit and Mr David Wilson (with Mr Andrew Edwards as Alternate)

To MWFA – Mr Jeff Smit;

To Manly Warringah Pittwater Sporting Union: Messrs Jeremy Toivonen, David Wilson, Keith Pester, Jeff Smit, Richard Hooker, Roland Luke and Warren Meppem

To MWFA Judiciary Sub-Committee – Messrs Don Gale (Chairperson), Keith Pester (Secretary), Richard Wright, David Wilson, Cas Greco with the MWFA Delegate TBA

To MWFA Appeals Sub-Committee: Messrs Ed Neill (Chairperson), Warren Meppem, David Anglicas, Stuart Nairn and Ms Donna Craig.

To MWFA Protests and Disputes Sub-Committee: Messrs Roy Sider, Neville Drake with Mesdames Maria Pollard and Michele Edwards.

To MWFA Competitions Sub-Committee: Mr Andrew Edwards (Chairperson), plus a member from each of the following Clubs – Pittwater RSLFC, Beacon Hill FC, Seaforth FC, Belrose Terrey Hills SC, Manly Vale FC and Wakehurst FC (these Clubs to proffer names ASAP to MWFA Office)

Congratulations were offered by Mr Smit to all the above members who had been nominated and elected in the roles and to all the Club Office Bearers for volunteering their services on behalf of the code of Football with their respective Clubs.

17.0 - Election of Public Officer:

Mr Smit then stated Mr Jeremy Toivonen had been nominated and seconded as the Public Officer for the MWFA so he was duly elected unopposed. Applause followed this statement.

18.0 - Affiliation of Clubs: Mr Toivonen stated all Clubs had affiliated.

19.0 - Notices of Motion: Mr Edwards said that there were many Proposed Constitution Changes which had been handed to all Club Delegates and he proposed a Council of Clubs Special General Meeting to consider these, said SGM to be immediately prior to the February Monthly General Meeting on Monday, 2nd February, 2015, starting at 7.30pm, with the MGM to follow that SGM. This Motion was seconded by Mr Davies and passed unanimously. Clubs would have further Notification early in 2015 of the business to be discussed at the SGM.

20.0 - General Business:

20.1 - Mr Fanning's Awards from the Football NSW Limited and the MWFA – Mr Smit spoke on the 'Football NSW George Churchward Medal 2014' presented to Mr Fanning for his outstanding Service to Football and a plaque as a token of appreciation for Outstanding MWFA Service over nine consecutive years as President and four years previously, also consecutively, as Senior Vice-President. Applause followed each presentation with Mr Fanning offering his thanks for such award presentations. Mr Smit said in his years here he has not experienced factional affairs in the MWFA business and he would continue to keep this a part of the MWFA aims as championed by Mr Fanning. He concluded by stating Mr Fanning had spent a lifetime as a MWFA and Manly United FC supporter.

20.2 – 2015 Annual General Meeting – Mr Smit announced the date was set as Monday, 30th November, 2015.

21.0 - Meeting Closure: Mr Smit thanked all for attending and closed the 2014 Annual General Meeting at 8.20pm, thanking all present for the efficient business practice adopted tonight, wishing all a Merry Christmas plus a Happy and Prosperous New Year. He invited all to the first 2015 Council of Clubs Monthly General Meeting in February 2015, starting at 8.00pm, following the Special GM at 7.30pm, and asked all present to stay for some refreshments to end a busy yet successful year 2014.

Appendix #1: Honoraria – Historical Chart

Office Bearer	2006	2007	2008	2009	2010	2011	2012	2013	2014
President	\$1,500	\$1,500	\$2,000	\$2,000	\$2,000	\$2,000	\$2,500	\$2,500	\$2,500
Senior Vice-President -	\$700	\$700	\$1,000	\$1,000	\$1,000	\$1,000	\$1,200	\$1,200	\$1,500
Senior Vice-President -	\$1,000	\$1,000	\$1,000	\$1,000	\$1,000	\$1,000	\$1,200	\$1,200	\$1,500
Secretary	\$800	\$800	\$1,000	\$1,000	\$1,000	\$1,000	\$1,200	\$1,200	\$2,200
Senior Registrar	\$800	\$800	\$1,000	\$1,000	\$1,000	\$1,000	\$1,200	\$1,200	\$1,200
Junior Registrar	\$800	\$800	\$1,000	\$1,000	\$1,000	\$1,000	\$1,200	\$1,200	\$1,200
Sub - Junior Registrar							\$500	\$1,200	\$1,200
Treasurer	\$1,500	\$1,500	\$2,000	\$2,000	\$2,000	\$2,000	\$2,200	\$2,200	\$2,200
Soccer Post Editor	\$500		\$500	\$500					
Vice President - Sub	\$500	\$500	\$600	\$600	\$600	\$600	\$800	\$800	\$800
Vice President - Juniors	\$500	\$500	\$600	\$600	\$600	\$600	\$800	\$800	\$800
Vice President - Seniors	\$500	\$500	\$600	\$600	\$600	\$600	\$800	\$800	\$800
Vice President - Women	\$500	\$500	\$600	\$600	\$600	\$600	\$800	\$800	\$800
Secretary Sunday Masters	\$300	\$300	\$300	\$300	\$300	\$300	\$500	\$500	\$500
Results Officer	\$400	\$400							
Judiciary Chair	\$300	\$500	\$500	\$1200	\$1200	\$1200	\$1600	\$1600	\$2,000
AP and D Chair	\$300	\$300	\$300	\$300	\$300	\$300	\$500	\$500	\$500
Protest Chairman		\$300	\$300	\$300	\$300	\$300	\$400	\$400	\$500
Assistant Secretary -	\$ 300	\$300	\$400	\$400	\$400	\$400	\$500	\$500	\$500
Total of Budget	\$11,200	\$11,200	\$13,700	\$14,400	\$13,900	\$13,900	\$17,900	\$18,600	\$20,700

Appendix #2: 2016 Executive & Management Committee Nominations

MANAGEMENT COMMITTEE	NOMINATIONS	ELECTED
President	Jeff Smit	
Secretary	Andrew Edwards	
Senior Vice President	David Wilson	
Sen. Vice President (Representatives)	Keith Pester	
Treasurer	No nomination received	
Vice President Seniors	David Wilson	
Vice President Youth	David Brennan	
Vice President Juniors	Tony Davies	
Vice President Women	Louise Walker	
Registrar	Michele Edwards	
Registrar	Dilys Graham	
Registrar	Peter Auld	
Minutes Secretary	Tony Davies	

Manly Warringah Football Association Inc

ABN 96 869 552 850

Financial Statements

For the Year Ended September 30, 2015

Manly Warringah Football Association Inc

ABN 96 869 552 850

Contents

For the Year Ended September 30, 2015

	Page
Financial Statements	
Committee Members Report	1
Statement of Profit or Loss and Other Comprehensive Income	3
Statement of Financial Position	4
Statement of Changes in Equity	5
Statement of Cash Flows	5
Notes to the Financial Statements	6
Committee Declaration	15
Independent Audit Report	16
Schedules	18

Manly Warringah Football Association Inc

ABN 96 869 552 850

Committee Members Report

September 30, 2015

Your Committee Members submit the financial report of the Association for the financial year ended 30 September 2015.

1. General Information

Committee Members

The names of the committee members in office at any time during, or since the end of, the year are:

Names	Position
Jeff Smit	President
David Wilson	Senior Vice President
Keith Pester	Senior Vice President (F)
Andrew Edwards	Secretary
Tony Davies	Vice President (SJ)
Robert Carollo	Treasurer
Rhonda Ferguson	Vice President (W)
David Brennan	Vice President (Y)
Michele Edwards	Registrar
Dilys Graham	Registrar
Peter Auld	Registrar

Committee members have been in office since the start of the financial year to the date of this report unless otherwise stated.

Principal Activities and Significant Changes in Nature of Activities

The principal activities of Manly Warringah Football Association Inc during the financial year was to promote and encourage the development of playing football in the Manly Warringah area for both men and women.

There were no significant changes in the nature of Manly Warringah Football Association Inc's principal activities during the financial year.

2. Business Review

Operating Result

The loss of the Association for the financial year amounted to \$89,421 (2014 Surplus: \$ 92,430). The Association is exempt from income tax.

Manly Warringah Football Association Inc

ABN 96 869 552 850

Committee Members Report

September 30, 2015

3. Other Items

Significant Changes in State of Affairs

There have been no significant changes in the state of affairs of the Association during the year.

Signed in accordance with a resolution of the Members of the Committee:

Committee Member:
Jeff Smit President

Committee Member:
Robert Carollo Treasurer

Dated this 20th day ofNovember.....2015

Manly Warringah Football Association Inc

ABN 96 869 552 850

Statement of Profit or Loss and Other Comprehensive Income

For the Year Ended September 30, 2015

	Note	2015 \$	2014 \$
Revenue	2	2,604,933	2,312,743
Employee costs		(422,888)	(422,906)
Honorariums		(20,700)	(21,400)
Depreciation, amortisation and impairments		(27,399)	(22,410)
Competition costs		(276,763)	(247,181)
Development Levy		(250,248)	(127,830)
Referee fees		(323,588)	(298,015)
F.F.A levy		(253,802)	(236,657)
Football NSW Levy		(505,726)	(492,276)
Representation funding		(173,090)	(158,580)
M.W.P sporting union levy		(214,964)	(165,084)
Rent and property outgoings		(35,030)	(27,999)
Coaching and training costs		(25,782)	(12,831)
Other expenses		(164,374)	(172,004)
(Loss)/Surplus before income tax		(89,421)	(92,430)
Income tax expense	1(h)	-	-
(Loss)/Surplus for the year		(89,421)	(92,430)
Other comprehensive income for the year, net of tax		-	-
Total comprehensive income (loss) for the year		(89,421)	(92,430)

The accompanying notes form part of the financial statements.

Manly Warringah Football Association Inc

ABN 96 869 552 850

Statement of Financial Position

As At September 30, 2015

	Note	2015 \$	2014 \$
ASSETS			
CURRENT ASSETS			
Cash and cash equivalents	4	1,457,600	1,401,060
Trade and other receivables	5	20,679	24,182
TOTAL CURRENT ASSETS		<u>1,478,279</u>	<u>1,425,242</u>
NON-CURRENT ASSETS			
Trade and other receivables	5	196,317	196,317
Plant and equipment	6	66,895	94,293
TOTAL NON-CURRENT ASSETS		<u>263,212</u>	<u>290,610</u>
TOTAL ASSETS		<u>1,741,491</u>	<u>1,715,852</u>
LIABILITIES			
CURRENT LIABILITIES			
Trade and other payables	7	279,970	169,040
Accrued employee entitlements	8	30,009	32,190
TOTAL CURRENT LIABILITIES		<u>309,979</u>	<u>201,230</u>
NON-CURRENT LIABILITIES			
Long-term provisions	8	44,551	38,240
TOTAL NON-CURRENT LIABILITIES		<u>44,551</u>	<u>38,240</u>
TOTAL LIABILITIES		<u>354,530</u>	<u>239,470</u>
NET ASSETS		<u>1,386,961</u>	<u>1,476,382</u>
EQUITY			
Retained earnings		1,386,961	1,476,382
TOTAL EQUITY		<u>1,386,961</u>	<u>1,476,382</u>

The accompanying notes form part of the financial statements.

Manly Warringah Football Association Inc

ABN 96 869 552 850

Statement of Changes in Equity

For the Year Ended September 30, 2015

2015

	Retained Earnings	Total
	\$	\$
Balance at 1 October 2014	1,476,382	1,476,382
Surplus for the year	(89,421)	(89,421)
Transaction costs		
Balance at 30 September 2015	<u>1,386,961</u>	<u>1,386,961</u>

2014

	Retained Earnings	Total
	\$	\$
Balance at 1 October 2013	1,568,812	1,568,812
Surplus for the year	(92,430)	(92,430)
Balance at 30 September 2014	<u>1,476,382</u>	<u>1,476,382</u>

The accompanying notes form part of the financial statements.

Manly Warringah Football Association Inc

ABN 96 869 552 850

Notes to the Financial Statements

For the Year Ended September 30, 2015

1 Accounting policies

(a) General information

The financial statements cover Manly Warringah Football Association Inc as an individual entity. Manly Warringah Football Association Inc is an association incorporated in New South Wales under the *Associations Incorporation Act 2009*.

(b) Basis of preparation

The financial statements are general purpose financial statements that have been prepared in accordance with Australian Accounting Standards, Australian Accounting Interpretations, other authoritative pronouncements of the Australian Accounting Standards Board, Reduced Disclosure Requirements and the *Associations Incorporation Act 2009*. The association is a not-for-profit entity for financial reporting purposes under Australian Accounting Standards.

The financial statements have been prepared on an accruals basis and are based on historical costs, modified, where applicable, by the measurement at fair value of selected non-current assets, financial assets and financial liabilities. The amounts presented in the financial statements have been rounded to the nearest dollar.

(c) Comparatives

When required by Accounting Standards, comparative figures have been adjusted to conform to changes in presentation for the current financial year.

(d) Cash and cash equivalents

Cash and cash equivalents include cash on hand, deposits held at call with banks, other short-term highly liquid investments with original maturities of three months or less which are convertible to a known amount of cash and subject to an insignificant risk of change in value, and bank overdrafts. Bank overdrafts are shown within short-term borrowings in current liabilities on the statement of financial position.

(e) Property, plant and equipment

Each class of property, plant and equipment is carried at cost or fair value as indicated less, where applicable, any accumulated depreciation and impairment losses.

Plant and equipment

Plant and equipment are measured on the cost basis and are therefore carried at cost less accumulated depreciation and any accumulated impairment losses. In the event the carrying amount of plant and equipment is greater than the estimated recoverable amount, the carrying amount is written down immediately to the estimated recoverable amount and impairment losses are recognised in profit or loss or as a revaluation decrease if the impairment losses relate to a revalued asset. A formal assessment of recoverable amount is made when impairment indicators are present.

Subsequent costs are included in the asset's carrying amount or recognised as a separate asset, as appropriate, only when it is probable that the future economic benefits associated with the item will flow to the company and the cost of the item can be measured reliably.

Manly Warringah Football Association Inc

ABN 96 869 552 850

Notes to the Financial Statements

For the Year Ended September 30, 2015

1 Accounting policies continued

(e) Property, plant and equipment continued

Depreciation

The depreciable amount of all fixed assets including buildings and capitalised leased assets, is depreciated on a straight-line basis over their useful lives commencing from the time the asset is held ready for use. Leasehold improvements are depreciated over the shorter of either the unexpired period of the lease or the estimated useful lives of the improvements.

The depreciation rates used for each class of depreciable assets are:

Class of Fixed Asset	Depreciation Rate
Plant and Equipment	25 %
Motor Vehicles	15 %
Furniture and equipment	25 %

The assets' residual values, depreciation methods and useful lives are reviewed, and adjusted if appropriate, at the end of each reporting period.

(f) Employee benefits

Provision is made for the Association's liability for employee benefits arising from services rendered by employees to the end of the reporting period. Employee benefits that are expected to be settled within one year have been measured at the amounts expected to be paid when the liability is settled. Employee benefits payable later than one year have been measured at the present value of the estimated future cash outflows to be made for those benefits.

(g) Provisions

Provisions are recognised when the Association has a legal or constructive obligation, as a result of past events, for which it is probable that an outflow of economic benefits will result and that outflow can be reliably measured.

(h) Income taxes

The entity is a non profit organisation established to provide sporting facilities and is exempt from income tax under section 50 of the Income Tax Assessment Act (Cth) 1997 as amended.

(i) Revenue

Revenue from the sale of goods is recognised upon the delivery of goods to customers.

Interest revenue is recognised on a proportional basis taking into account the interest rates applicable to the financial assets.

Revenue from the rendering of services is recognised upon the delivery of the service to the customers.

All revenue is stated net of the amount of goods and services tax (GST).

(j) Goods and Services Tax (GST)

Revenue, expenses and assets are recognised net of the amount of goods and services tax (GST), except where the amount of GST incurred is not recoverable from the Australian Taxation Office (ATO).

Manly Warringah Football Association Inc

ABN 96 869 552 850

Notes to the Financial Statements

For the Year Ended September 30, 2015

1 Accounting policies continued

(j) Goods and Services Tax (GST) continued

Receivables and payable are stated inclusive of GST.

The net amount of GST recoverable from, or payable to, the ATO is included as part of receivables or payables in the statement of financial position.

Cash flows in the statement of cash flows are included on a gross basis and the GST component of cash flows arising from investing and financing activities which is recoverable from, or payable to, the taxation authority is classified as operating cash flows.

(k) Adoption of new and revised accounting standards

During the current year, the Association adopted all of the new and revised Australian Accounting Standards and Interpretations applicable to its operations which became mandatory.

The adoption of these Standards has impacted the recognition, measurement and disclosure of certain transactions. The following is an explanation of the impact the adoption of these Standards and Interpretations has had on the financial statements of Manly Warringah Football Association Inc.

(l) New accounting standards for application in future periods

The AASB has issued new, revised and amended standards and interpretations that have mandatory application dates for future reporting periods. The Association has decided against early adoption of these standards. The Committee Members do not believe that these recently issued, revised or amended standards will have significant impact on the Association's financial reporting during the period of initial application.

Manly Warringah Football Association Inc

ABN 96 869 552 850

Notes to the Financial Statements

For the Year Ended September 30, 2015

2 Revenue

	2015 \$	2014 \$
Operating activities		
- Administration and finances	604,427	507,907
- Levies collected on behalf of others	992,408	911,551
- Playing fees	226,155	207,450
- Coach and training fees	32,142	15,302
- Grants and rebates	47,320	8,068
- Referee fees	295,973	223,810
- Ground hire	-	20,500
- Representation funding	173,090	160,180
- NSW competitions	12,476	21,395
- Subcontractors cost recovered	15,000	27,269
- Interest received	27,081	44,476
- Development Levy	175,870	162,840
- Other revenue	-	1,995
Total Revenue	<u>2,601,942</u>	<u>2,312,743</u>

3 Auditors' remuneration

	2015 \$	2014 \$
Remuneration of the auditor of the Association for:		
- auditing or reviewing the financial report	15,500	14,000
- expenses	1,500	1,269
	<u>15,500</u>	<u>15,269</u>

4 Cash and cash equivalents

	2015 \$	2014 \$
Cash on hand	105	200
Bank balances	562,720	179,510
Short-term deposits	894,775	1,221,350
	<u>1,457,600</u>	<u>1,401,060</u>

Reconciliation of Cash

	2015 \$	2014 \$
Cash at the end of the financial year as shown in the cash flow statement is reconciled to items in the balance sheet as follows:		
Cash and cash equivalents	<u>1,457,600</u>	<u>1,401,060</u>

Manly Warringah Football Association Inc

ABN 96 869 552 850

Notes to the Financial Statements

For the Year Ended September 30, 2015

5 Trade and other receivables

	2015 \$	2014 \$
CURRENT		
Trade receivables	20,679	21,682
Other receivables	-	2,500
	<u>20,679</u>	<u>24,182</u>
NON-CURRENT		
Manly Warringah Football Club Ltd	31,969	31,969
Manly Warringah District Soccer Football Club Ltd	164,348	164,348
	<u>196,317</u>	<u>196,317</u>

Credit risk

The Association has no significant concentration of credit risk with respect to any single counterparty or group of counterparties other than those receivables specifically provided for and mentioned within Note 5. The main source of credit risk to the Association is considered to relate to the class of assets described as 'trade and other receivables'.

Credit risk - Trade and Other Receivables

The following table details the Association's trade and other receivables exposure to credit risk (prior to collateral and other credit enhancements) with ageing analysis and impairment provided for thereon. Amounts are considered as 'past due' when the debt has not been settled, with the terms and conditions agreed between the Association and the customer or counter party to the transaction. Receivables that are past due are assessed for impairment by ascertaining solvency of the debtors and are provided for where there is objective evidence indicating that the debt may not be fully repaid to the Association.

Manly Warringah Football Association Inc

ABN 96 869 552 850

Notes to the Financial Statements

For the Year Ended September 30, 2015

5 Trade and other receivables continued

Credit risk - Trade and Other Receivables continued

The balances of receivables that remain within initial trade terms (as detailed in the table) are considered to be of high credit quality.

	Gross amount \$	Past due and impaired \$	< 30 \$	31-60 \$	61-90 \$	> 90 \$	Within initial trade terms \$
2015							
Trade and term receivables	20,679	-	7,418	240	50	12,971	-
Other	-	-	-	-	-	-	-
Total	20,679	-	7,418	240	50	12,971	-
2014							
Trade and term receivables	21,682	-	11,125	40	1,642	8,875	-
Other	2,500	-	2,500	-	-	-	-
Total	24,182	-	13,625	40	1,642	8,875	-

The Association does not hold any financial assets with terms that have been renegotiated, but which would otherwise be past due or impaired.

The other classes of receivables do not contain impaired assets.

6 Property plant and equipment

	2015 \$	2014 \$
PLANT AND EQUIPMENT		
Furniture, fixture and fittings		
At cost	122,737	122,735
Accumulated depreciation	(88,519)	(66,886)
Total furniture, fixture and fittings	34,218	55,849
Motor vehicles		
At cost	67,374	67,374
Accumulated depreciation	(34,697)	(28,930)
Total motor vehicles	32,677	38,444
Total plant and equipment	66,895	94,293
Total property, plant and equipment	66,895	94,293

Manly Warringah Football Association Inc

ABN 96 869 552 850

Notes to the Financial Statements

For the Year Ended September 30, 2015

7 Trade and other payables

	2015 \$	2014 \$
CURRENT		
Trade payables	216,894	125,087
GST payable	42,329	16,992
Sundry payables and accrued expenses	23,449	25,121
FBT Instalment Payable	(4,818)	-
Other payables	2,116	1,840
	<u>279,970</u>	<u>169,040</u>

8 Provisions

(a) Movement in carrying amounts - detailed table

	Annual Leave \$	Long Service Leave \$	Total \$
Opening balance at 1 October 2014	32,190	38,240	70,430
Additional provisions	(2,181)	6,311	4,130
Balance at 30 September 2015	<u>30,009</u>	<u>44,551</u>	<u>74,560</u>

Analysis of Total Provisions

	2015 \$	2014 \$
Current	30,009	32,190
Non-current	44,551	38,240
Total	<u>74,560</u>	<u>70,430</u>

9 Financial instruments

Financial Risk Management Policies

The Management Committee's overall risk management strategy seeks to assist the association in meeting its financial targets, whilst minimising potential adverse effects on financial performance. Risk management policies are approved and reviewed by the Management Committee on a regular basis. These include credit risk policies and future cash flow requirements.

Manly Warringah Football Association Inc

ABN 96 869 552 850

Notes to the Financial Statements

For the Year Ended September 30, 2015

9 Financial instruments continued

Specific financial risk exposures and management

The main risks the association is exposed to through its financial instruments are liquidity risk, credit risk and interest rate risk.

(a) Liquidity risk

Liquidity risk arises from the possibility that the Association might encounter difficulty in settling its debts or otherwise meeting its obligations related to financial liabilities. The Association manages risk through the following mechanisms:

- preparing forward looking cash flow analysis in relation to its operational, investing and financial activities;
- maintaining a reputable credit risk profile;
- managing credit risk related to financial assets;
- only investing surplus cash with major financial institutions; and
- comparing the maturity profile of financial liabilities with the realisation profile of financial assets.

(b) Credit risk

Exposure to credit risk relating to financial assets arises from the potential non performance by counter parties of contract obligations that could lead to a financial loss to the association.

Credit risk is managed through the maintenance of procedures (such procedures include the utilisation of systems for approval, regular monitoring of exposures and monitoring of the financial stability of significant customers and counter parties) ensuring to the extent possible, that customers and counter parties to transactions are of sound credit worthiness. Such monitoring is used in assessing receivables for impairment. Credit terms are generally 30 days from the invoice date.

Risk is also minimised through investing surplus funds in financial institutions that maintain a high credit rating.

Credit risk exposures

The maximum exposure to credit risk by class of recognised financial assets at balance date, excluding the value of any collateral or other security held, is equivalent to the carrying value and classification of those financial assets (net of any provisions) as presented in the balance sheet.

There is no collateral held by the association securing trade and other receivables.

The association has no significant concentration of credit risk with any single counter party or group of counter parties. Trade and other receivables that are neither past due or impaired are considered to be of high credit quality.

Manly Warringah Football Association Inc

ABN 96 869 552 850

Notes to the Financial Statements

For the Year Ended September 30, 2015

9 Financial instruments continued

Credit risk related to balances with banks and other financial institutions is managed by the Management Committee. The following table provides information regarding credit risk relating to cash and money market securities based on Standard & Poor's counter party credit ratings

	2015	2014
	\$	\$
Cash and cash equivalents		
- AA Rated	1,457,600	1,401,060
	<u>1,457,600</u>	<u>1,401,060</u>

(c) Interest rate risk

Exposure to interest rate risk arises on financial assets and financial liabilities recognised at reporting date whereby a future change in interest rates will affect future cash flows.

Net fair values

The carrying values of financial assets and financial liabilities is equivalent to the fair value.

10 Capital management

The Committee Members control the operations of the Association in order to ensure that the Association can fund its operations and continue as a going concern.

The Association's debt and capital includes retained earnings and financial liabilities supported by financial assets.

There are no externally imposed capital requirements.

Management effectively manage the Association capital by assessing the association's financial risks in response to changes in these risks and in the market. These responses include the management of debt levels.

There have been no changes in the strategy adopted by management to control the capital of the Association since the prior year.

11 Association details

The registered office of the company is:
Manly Warringah Football Association Inc
101 South Creek
Dee Why NSW

Manly Warringah Football Association Inc

ABN 96 869 552 850

Committee Declaration

In the opinion of the committee the financial report as set out on pages 3 to 14:

1. Presents a true and fair view of the financial position of Manly Warringah Football Association Inc as at 30 September 2015 and its performance for the year ended on that date in accordance with Australian Accounting Standards (including Australian Accounting Interpretations) of the Australian Accounting Standards Board.
2. At the date of this statement, there are reasonable grounds to believe that Manly Warringah Football Association Inc will be able to pay its debts as and when they fall due.

This statement is made in accordance with a resolution of the committee and is signed for and on behalf of the committee by:

President
Jeff Smit (President)

Treasurer
Robert Carollo (Treasurer)

Dated this 20th day ofNovember..... 2015

Manly Warringah Football Association Inc

ABN 96 869 552 850

Independent Audit Report to the members of Manly Warringah Football Association Inc

Report on the Financial Report

We have audited the accompanying financial report of Manly Warringah Football Association Inc (the Association) , which comprises the statement of financial position as at 30 September 2015, and the statement of profit or loss and other comprehensive income and statement of cash flows for the year ended on that date, a summary of significant accounting policies, other explanatory notes and the statement by members of the committee.

Director's Responsibility for the Financial Report

The officers of the Association are responsible for the preparation and fair presentation of the financial report in accordance with Australian Accounting Standards (including the Australian Accounting Interpretations) and the *Associations Incorporation Act 2009*. This responsibility includes: designing, implementing and maintaining internal control relevant to the preparation and fair presentation of the financial report that is free from material misstatement, whether due to fraud or error; selecting and applying appropriate accounting policies; and making accounting estimates that are reasonable in the circumstances.

Auditor's Responsibility

Our responsibility is to express an opinion on the financial report based on our audit. We conducted our audit in accordance with Australian Auditing Standards. These Auditing Standards require that we comply with relevant ethical requirements relating to audit engagements and plan and perform the audit to obtain reasonable assurance whether the financial report is free from material misstatement.

An audit involves performing procedures to obtain audit evidence about the amounts and disclosures in the financial report. The procedures selected depend on the auditor's judgement, including the assessment of the risks of material misstatement of the financial report, whether due to fraud or error. In making those risk assessments, the auditor considers internal control relevant to the entity's preparation and fair presentation of the financial report in order to design audit procedures that are appropriate in the circumstances, but not for the purpose of expressing an opinion on the effectiveness of the entity's internal control. An audit also includes evaluating the appropriateness of accounting policies used and the reasonableness of accounting estimates made by the officers, as well as evaluating the overall presentation of the financial report.

We believe that the audit evidence we have obtained is sufficient and appropriate to provide a basis for our audit opinion.

Manly Warringah Football Association Inc

ABN 96 869 552 850

Independent Audit Report to the members of Manly Warringah Football Association Inc

Independence

In conducting our audit, we have complied with the independence requirements of Australian professional ethical pronouncements.

Auditor's Opinion

In our opinion the financial report of Manly Warringah Football Association Inc is in accordance with the *Associations Incorporation Act 1981*, including:

- (a) giving a true and fair view of the Association's financial position as at 30 September 2015 and of its performance and its cash flows for the year ended on that date; and
- (b) complying with Australian Accounting Standards (including the Australian Accounting Interpretations) and the *Associations Incorporation Act 2009*.

CKC Corporate Services
Chartered Accountants

John Watson F.C.A.
Partner
Level 1, 244 Summer Street
ORANGE NSW 2800

Dated this 20th..... day ofNovember..... 2015

Manly Warringah Football Association Inc

ABN 96 869 552 850

For the Year Ended September 30, 2015

Compilation Report

On the basis of the information provided by the Committee of Management of Manly Warringah Football Association Inc, we have compiled in accordance with APS 9 Statement of Compilation of Financial Reports the special purpose financial report of Manly Warringah Football Association Inc for the period ended 30 September 2013 comprising the attached Income and Expenditure Statement.

The specific purpose for which the special purpose financial report has been prepared is for the confidential use of the committee and members. Accounting Standards and other mandatory professional reporting requirements have not been adopted in the presentation of the of the special purpose financial report.

The committee is solely responsible for the information contained in the special purpose financial report and have determined that the accounting policies used are consistent with the financial reporting requirements of Manly Warringah Football Association Inc's constitution and are appropriate to meet the needs of the committee and members of the association.

Our procedures use accounting expertise to collect, classify and summarise the financial information, which the committee provided into a financial report. Our procedures do not include verification or validation procedures. No audit or review has been performed and accordingly no assurance is expressed.

To the extent permitted by law, we do not accept liability for any loss or damage which any person, other than the association, may suffer arising from any negligence on our part. No person should rely on the special purpose financial report without having an audit or review conducted.

The special purpose financial report was prepared for the benefit of the committee and members of the association and the purpose identified above. We do not accept any responsibility to any other person for the contents of the special purpose financial report.

CKC Corporate Services Pty Limited Chartered Accountants

John Watson F.C.A.
Partner
Level 1, 244 Summer Street
ORANGE NSW 2800

Dated this 20th day ofNovember.....2015

Manly Warringah Football Association Inc

ABN 96 869 552 850

For the Year Ended September 30, 2015

Income and Expenditure Statement

	2015	2014
	\$	\$
Income		
Administration fees	586,053	507,907
Coach and training fees	32,142	15,302
Development Levy	175,870	162,840
Ground hire	-	20,500
Interest income	27,081	44,476
Levies collected on behalf of others	992,408	911,551
Awards Night	18,374	-
NSW Competitions	12,476	21,395
Grants and rebates	47,320	8,068
Playing fees	226,155	207,450
Referee fees	295,973	223,810
Representation funding	173,090	160,180
Subcontractors cost recovered	15,000	27,269
Other revenue	2,992	1,997
Total sales	2,604,934	2,312,745
Less: Expenses		
Accounting fees	14,355	17,791
Annual report	916	-
Advertising	9,647	10,401
Auditors remuneration	15,500	15,269
Bank charges	266	244
Subcontractor wages	18,125	17,599
Computer expenses	11,181	15,502
Coach and training costs	25,782	12,831
Competition costs	276,763	247,181
Cromer park / lighting levy	250,248	127,830
Depreciation	27,399	22,410
Donations	200	-
Entertainment	3,536	8,966
F.F.A levy	253,802	236,657
Football NSW Levy	505,726	492,276
Fringe benefits tax	18,488	4,011
Honorariums	20,700	21,400
Insurance	(70)	1,552
Internet	18,832	1,052
Leave pay provision charge	4,130	31,712
Meetings and seminars	12,935	15,291
Motor vehicle expenses	9,096	7,444

Manly Warringah Football Association Inc

ABN 96 869 552 850

For the Year Ended September 30, 2015

Income and Expenditure Statement

M.W.P sporting union levy	214,964	165,084
Postage	564	835
Printing and stationery	11,799	6,386
Referee fees	323,588	298,015
Representation funding	173,090	158,580
Repairs and maintenance	33,353	35,343
Salaries and wages	350,629	339,013
Staff amenities	349	7,359
Sundry expenses	10,076	12,210
Superannuation contributions	31,515	30,571
Telephone and fax	11,841	10,750
Rent and property outgoings	35,030	27,999
Total Expenses	(2,694,355)	(2,399,564)
Loss on disposal of assets	-	(5,610)
Surplus before income tax	(89,421)	(92,429)